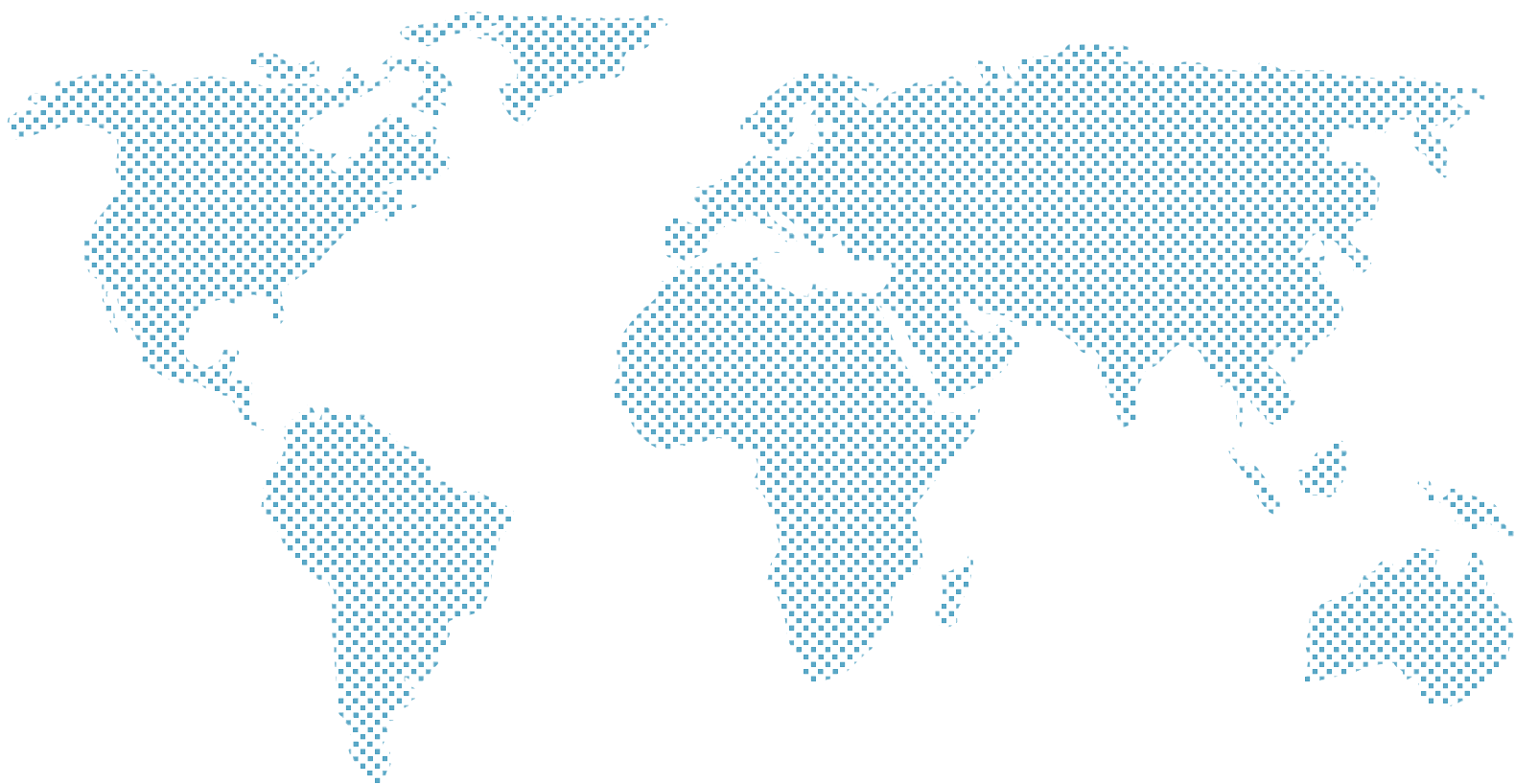




*Empowered lives.
Resilient nations.*

SMALL GRANTS PROGRAMME

AFRICA REGION



RESULTS FACTSHEET: 2017 - 2018

RESULTS METHODOLOGY

Results are presented for reporting year, July 1, 2017- June 30, 2018, based on reporting by 39 SGP Africa Country Programmes. A conservative methodological approach is used for results calculations using only GEF funded projects that were completed during the reporting year. 354 GEF funded projects were completed and results for these are presented in this factsheet.

PORTFOLIO, 1 JULY 2017 – 30 JUNE 2018

NEW PROJECTS **289**

COMPLETED PROJECTS **354**

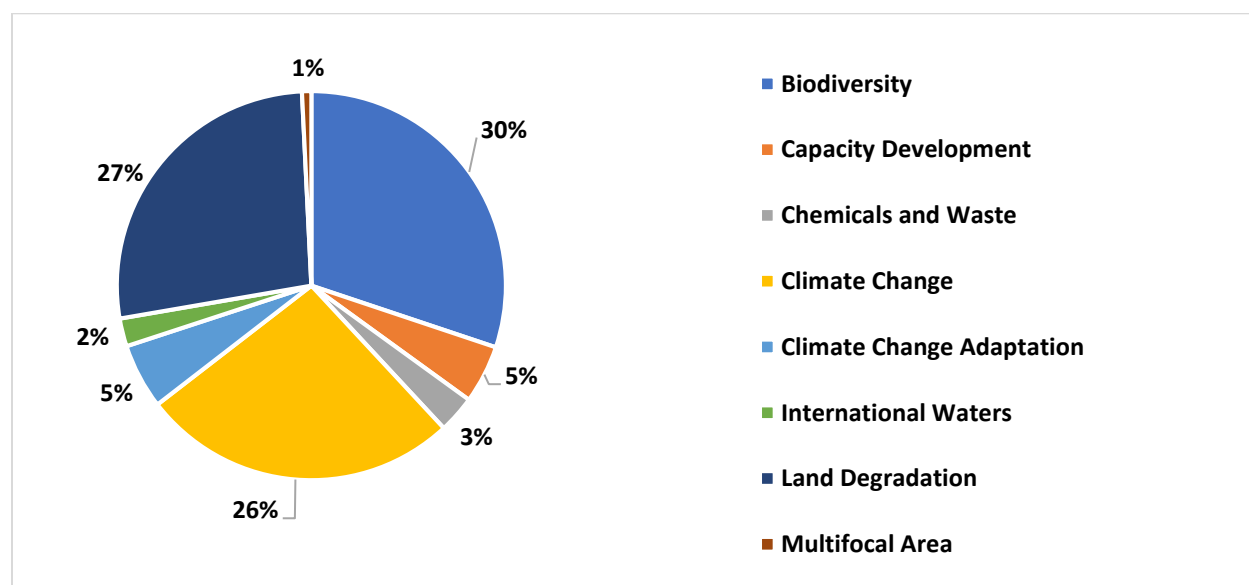
ONGOING PROJECTS **952**

FUNDING, ACTIVE PORTFOLIO OF GRANT PROJECTS FUNDED BY GEF

PROJECT FUNDING **USD 28.8 million**

PROJECT LEVEL COFINANCING **USD 31.8 million**

FOCAL AREA DISTRIBUTION OF SGP AFRICA ACTIVE PORTFOLIO



DEVELOPMENT RESULTS

BIODIVERSITY

Biodiversity: Projects completed - OP5 & OP6	121
Number of Protected areas (PAs)	32
Hectares of PAs	2,142,730
Number of ICCAs	56
Hectares of ICCAs	192,998
Sustainably produced biodiversity/agrobiodiversity products	143
Significant species with maintained or improved conservation status	256
Target landscapes/seascapes under sustainable use	67
Hectares of target landscapes/seascapes under sustainable use	1,239,515

CLIMATE CHANGE

Climate Change Mitigation: Projects completed - OP5 & OP6	65
Countries addressing barriers to deployment of low-GHG technologies	10
Hectares with restoration and enhancement of carbon stocks initiated	47,237
Typologies of energy access solutions with scaling up/replication	26
Households achieving energy access co-benefits (ecosystem effects, income, health)	3,302

LAND DEGRADATION

Land degradation: Projects completed - OP5 & OP6	104
Community members with improved agricultural, land and water management practices	62,013
Hectares brought under improved agricultural, land and water management practices	33,409
Farmer leaders with successful demonstrations of agro-ecological practices	2,348
Farmer organizations/networks disseminating climate smart agro-ecological practices	328

SUSTAINABLE FOREST MANAGEMENT

Sustainable Forest Management: Projects completed - OP5 & OP6	28
Hectares with restoration and enhancement initiated	106,672

INTERNATIONAL WATERS

International Waters: Projects completed - OP5 & OP6	10
Tons of land-based pollution reduced/prevented from entering waterbodies	51
Hectares of marine/coastal areas/fishing grounds sustainably managed	26,217
Hectares of seascapes under improved sustainable use management systems	26,200

CHEMICALS AND WASTE

Chemicals and Waste (including Mercury): Projects completed - OP5 & OP6	13
Mercury: Projects completed - OP5 & OP6	1
Kilograms of pesticides reduced/prevented	9,330
Kilograms of solid waste prevented/reduced (such as plastics, agricultural waste)	12,713
National networks on chemicals and waste management established/strengthened	16

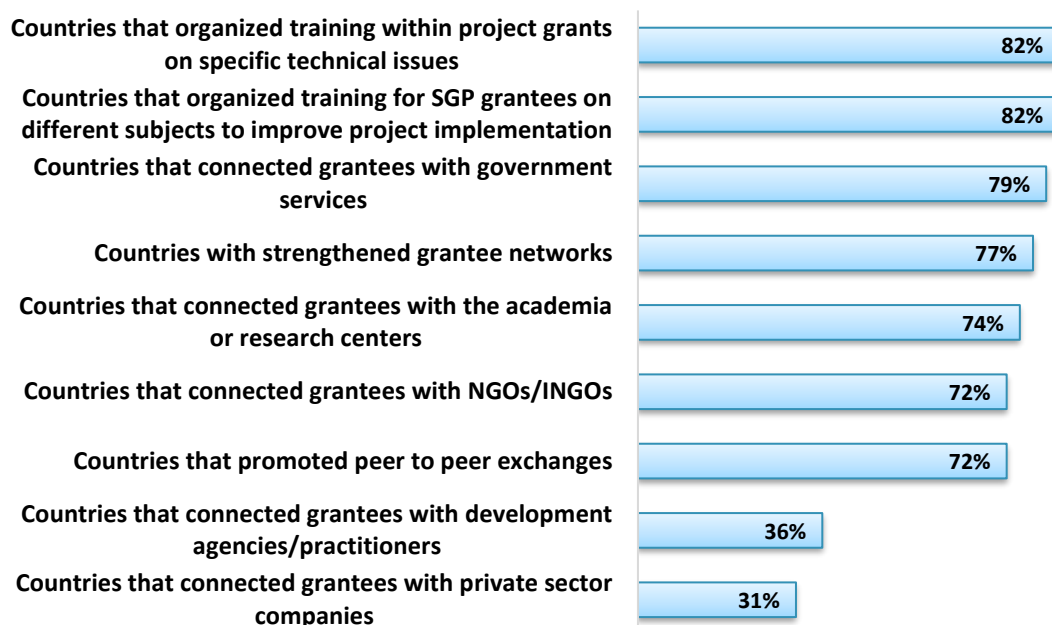
CAPACITY DEVELOPMENT

Capacity development (stand-alone grant projects) - OP5 & OP6	12
CSOs with capacities developed/improved	215
CBOs with capacities developed/improved	607
People with capacities developed/improved	4,036

GRANTMAKER PLUS

Countries conducting CSO-Government Dialogue activities	15
Number of CSO-Government Dialogue platforms initiated	45
CSO/CBO representatives involved in the dialogues	1,474
Countries facilitating South-South Exchanges	8
Number of South-South exchanges between communities, CSOs and partners	10

Capacity Development Strategies used by SGP Africa Country Programmes



** Percentages based on 39 SGP Africa programmes that reported this year*

SOCIAL INCLUSION

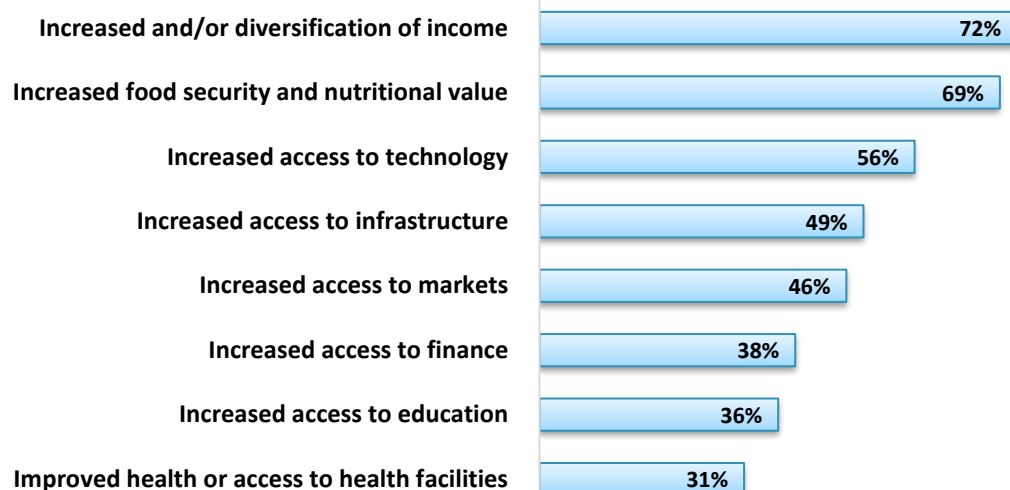
Gender mainstreaming: Projects completed - OP5 & OP6	329
Countries that incorporated gender considerations in project design	74%
Countries that partner with women's organization	44%
Countries conducting gender analysis/assessment at country/project level	38%
Countries conducting gender mainstreaming training for grantees	44%
Countries producing 'how to' guidance on gender mainstreaming in community projects	18%
Countries using NSC gender check list for approval of projects	77%
Countries having project targets on gender issues	31%
Countries supporting networking/creation of women organizations at national level	36%
Countries connecting women group projects at the national level with regional/global networks	26%
Countries with gender mainstreaming strategy/gender action plan for country programme	23%
Projects completed led by women (e.g. female project coordinator/led by woman cooperative/women group)	71

Indigenous people: Projects completed - OP5 & OP6	52
Indigenous leaders with higher capacities for organizing IP projects and strong representation in policy advocacy	182
Youth: Projects completed - OP5 & OP6	156
Youth organizations participating in SGP projects	119
Disabled persons organizations participating in SGP projects	13

UPSCALING, REPLICATION AND POLICY INFLUENCE

Completed projects upscaled and replicated	42 (12%)
Completed projects with policy influence	13 (4%)
Completed projects improving livelihoods of communities	230 (65%)

Strategies employed to improve Livelihoods by SGP Africa Country Programmes



** Percentages based on 39 SGP Africa programmes that reported this year*

Use of market-based initiatives to support sustainability of projects (% of SGP Africa Portfolio)

Green products	41%
Ecotourism	26%
Certification	10%
Payment for ecosystem services	10%
Microcredit schemes	21%
Revolving funds	31%

Contributions to Agenda 2030 and Sustainable Development Goals (% of SGP Africa Portfolio)

SDG 1: End poverty in all its forms everywhere	62%
SDG 2: End hunger, achieve food security and improved nutrition and promote sustainable agriculture	74%
SDG 3: Ensure healthy lives and promote well-being for all at all ages	46%
SDG 4: Ensure inclusive and equitable quality education and promote lifelong learning opportunities for all	28%
SDG 5: Achieve gender equality and empower all women and girls	67%
SDG 6: Ensure availability and sustainable management of water and sanitation for all	51%
SDG 7: Ensure access to affordable, reliable, sustainable and modern energy for all	51%
SDG 8: Promote sustained, inclusive and sustainable economic growth, full and productive employment and decent work for all	31%
SDG 9: Build resilient infrastructure, promote inclusive and sustainable industrialization and foster innovation	23%
SDG 10: Reduce inequality within and among countries	23%
SDG 11: Make cities and human settlements inclusive, safe, resilient and sustainable	21%
SDG 12: Ensure sustainable consumption and production patterns	38%
SDG 13: Take urgent action to combat climate change and its impacts	64%
SDG 14: Conserve and sustainably use the oceans, seas and marine resources for sustainable development	28%
SDG 15: Protect, restore and promote sustainable use of terrestrial ecosystems, sustainably manage forests, combat desertification, and halt and reverse land degradation and halt biodiversity loss	72%
SDG 16: Promote peaceful and inclusive societies for sustainable development, provide access to justice for all and build effective, accountable and inclusive institutions at all levels	15%
SDG 17: Strengthen the means of implementation and revitalize the global partnership for sustainable development	28%

OTHER EFFECTIVENESS MEASURES

Knowledge products organized and shared across countries	48
Countries with Gender Focal Points	35
Countries with Youth Focal Points	36
Countries with Indigenous People Focal Points	16
Number of monitoring visits to projects	523

39 COUNTRIES AFRICA COVERED IN THIS ANALYSIS

Benin
Botswana
Burkina Faso
Burundi
Cameroon
Cape Verde
Central African Republic
Comoros
Congo (Brazzaville)
Congo, DR
Cote d'Ivoire
Eritrea
Ethiopia
Gambia
Ghana
Guinea
Guinea-Bissau
Kenya
Lesotho
Liberia
Madagascar
Malawi
Mali
Mauritania
Mauritius
Mozambique
Namibia
Niger
Nigeria
Rwanda
Senegal
Seychelles
Sierra Leone
South Africa
Tanzania, United Republic of
Togo
Uganda
Zambia
Zimbabwe