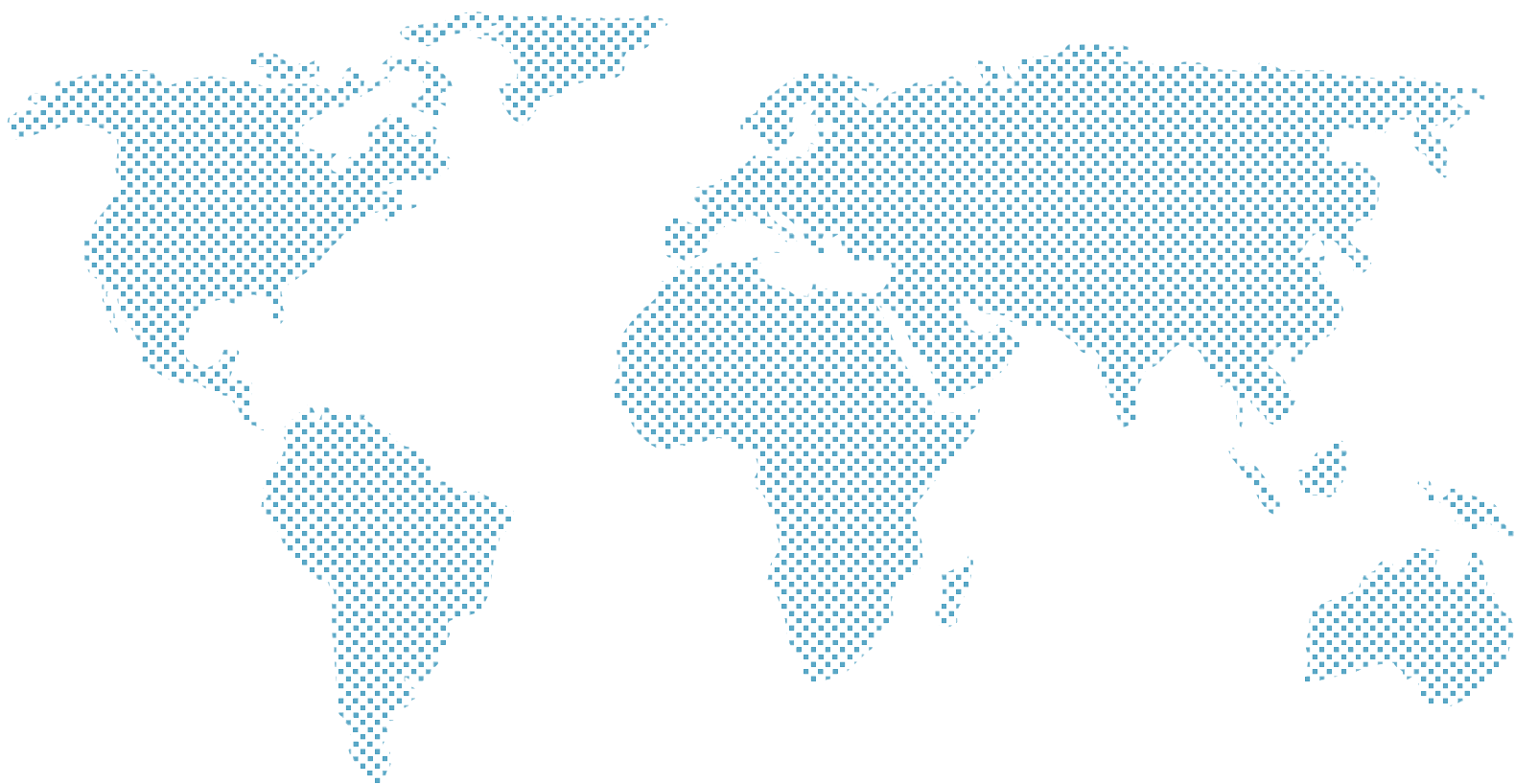




*Empowered lives.  
Resilient nations.*

# SMALL GRANTS PROGRAMME

## ASIA REGION



**RESULTS FACTSHEET: 2017 - 2018**

## RESULTS METHODOLOGY

Results are presented for reporting year, July 1, 2017- June 30, 2018, based on reporting by 18 SGP Asia Country Programmes. A conservative methodological approach is used for results calculations using only GEF funded projects that were completed during the reporting year. 221 GEF funded projects were completed and results for these are presented in this factsheet.

### PORTFOLIO, 1 JULY 2017 – 30 JUNE 2018

NEW PROJECTS **216**

COMPLETED PROJECTS **221**

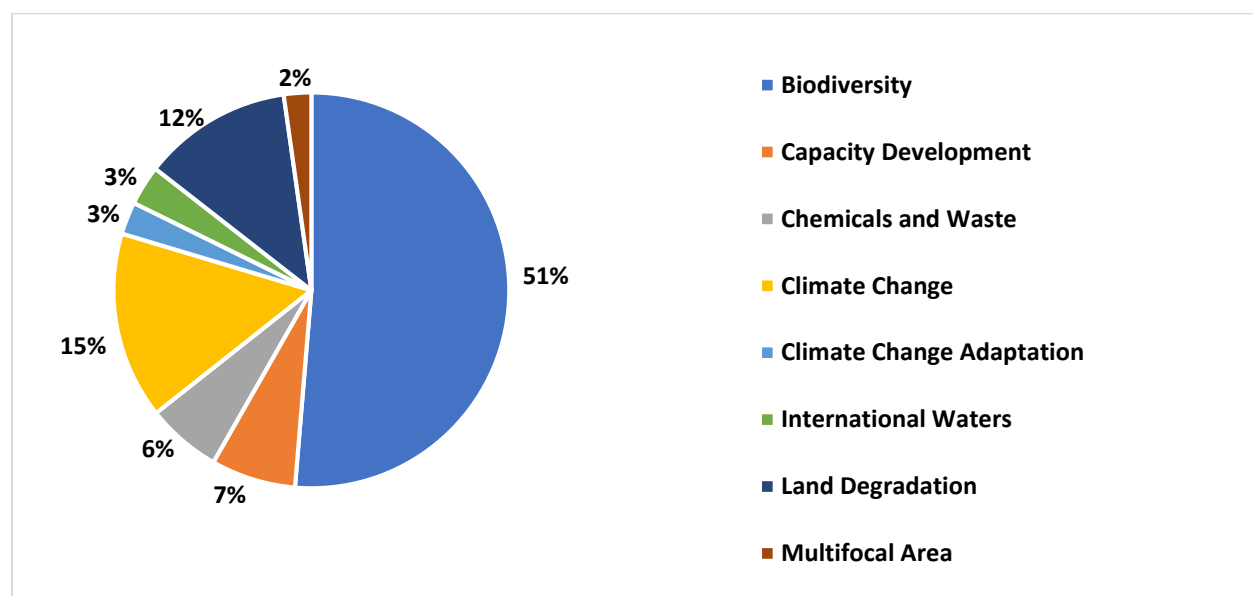
ONGOING PROJECTS **457**

### FUNDING, ACTIVE PORTFOLIO OF GRANT PROJECTS FUNDED BY GEF

PROJECT FUNDING **USD 17.9 million**

PROJECT LEVEL COFINANCING **USD 10.9 million**

### FOCAL AREA DISTRIBUTION OF SGP ASIA ACTIVE PORTFOLIO



---

## DEVELOPMENT RESULTS

---

### BIODIVERSITY

---

Biodiversity: Projects completed - OP5 & OP6	100
Number of Protected areas (PAs)	52
Hectares of PAs	3,555,891
Number of ICCAs	37
Hectares of ICCAs	115,737
Sustainably produced biodiversity/agrobiodiversity products	186
Significant species with maintained or improved conservation status	92
Target landscapes/seascapes under sustainable use	29
Hectares of target landscapes/seascapes under sustainable use	3,723,270

---

### CLIMATE CHANGE

---

Climate Change Mitigation: Projects completed - OP5 & OP6	79
Countries addressing barriers to deployment of low-GHG technologies	5
Hectares with restoration and enhancement of carbon stocks initiated	131,033
Typologies of energy access solutions with scaling up/replication	26
Households achieving energy access co-benefits (ecosystem effects, income, health)	11,861

---

### LAND DEGRADATION

---

Land degradation: Projects completed - OP5 & OP6	22
Community members with improved agricultural, land and water management practices	64,753
Hectares brought under improved agricultural, land and water management practices	8,529
Farmer leaders with successful demonstrations of agro-ecological practices	1,359
Farmer organizations/networks disseminating climate smart agro-ecological practices	285

---

---

## **SUSTAINABLE FOREST MANAGEMENT**

---

Sustainable Forest Management: Projects completed - OP5 & OP6	<b>1</b>
Hectares with restoration and enhancement initiated	<b>432</b>

---

---

## **INTERNATIONAL WATERS**

---

International Waters: Projects completed - OP5 & OP6	<b>4</b>
Hectares of marine/coastal areas/fishing grounds sustainably managed	<b>4</b>

---

---

## **CHEMICALS AND WASTE**

---

Chemicals and Waste (including Mercury): Projects completed - OP5 & OP6	<b>2</b>
Mercury: Projects completed - OP5 & OP6	<b>2</b>

---

---

## **CAPACITY DEVELOPMENT**

---

Capacity development (stand-alone grant projects) - OP5 & OP6	<b>11</b>
CSOs with capacities developed/improved	<b>52</b>
CBOs with capacities developed/improved	<b>34</b>
People with capacities developed/improved	<b>776</b>

---

---

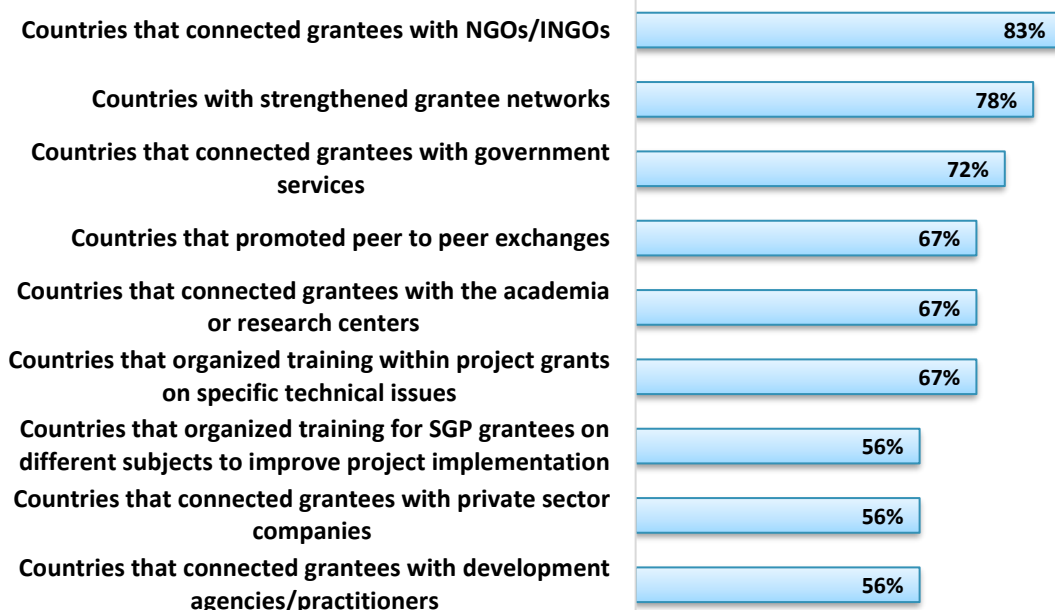
## **GRANTMAKER PLUS**

---

Countries conducting CSO-Government Dialogue activities	<b>8</b>
Number of CSO-Government Dialogue platforms initiated	<b>20</b>
CSO/CBO representatives involved in the dialogues	<b>662</b>
Countries facilitating South-South Exchanges	<b>5</b>
Number of South-South exchanges between communities, CSOs and partners	<b>8</b>

---

## Capacity Development Strategies used by SGP Asia Country Programmes



*\* Percentages based on 18 SGP Asia programmes that reported this year*

## SOCIAL INCLUSION

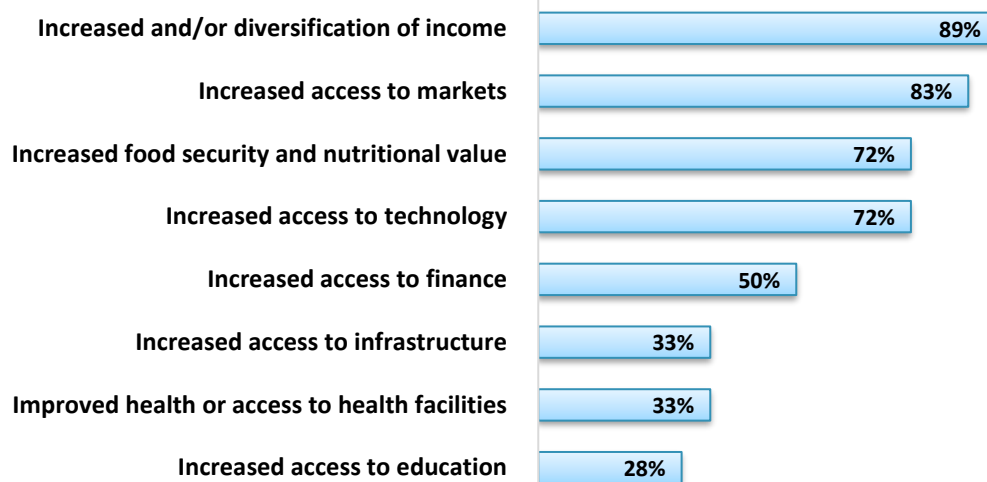
Gender mainstreaming: Projects completed - OP5 & OP6	195
Countries that incorporated gender considerations in project design	78%
Countries that partner with women's organization	56%
Countries conducting gender analysis/assessment at country/project level	28%
Countries conducting gender mainstreaming training for grantees	44%
Countries producing 'how to' guidance on gender mainstreaming in community projects	17%
Countries using NSC gender check list for approval of projects	56%
Countries having project targets on gender issues	33%
Countries supporting networking/creation of women organizations at national level	17%
Countries connecting women group projects at the national level with regional/global networks	22%
Countries with gender mainstreaming strategy/gender action plan for country programme	22%
Projects completed led by women (e.g. female project coordinator/led by woman cooperative/women group)	107

Indigenous people: Projects completed - OP5 & OP6	85
Indigenous leaders with higher capacities for organizing IP projects and strong representation in policy advocacy	207
Youth: Projects completed - OP5 & OP6	124
Youth organizations participating in SGP projects	21
Disabled persons organizations participating in SGP projects	1

## UPSCALING, REPLICATION AND POLICY INFLUENCE

Completed projects upscaled and replicated	42 (19%)
Completed projects with policy influence	27 (12%)
Completed projects improving livelihoods of communities	164 (74%)

### Strategies employed to improve Livelihoods by SGP Asia Country Programmes



*\* Percentages based on 18 SGP Asia programmes that reported this year*

## Use of market-based initiatives to support sustainability of projects (% of SGP Asia Portfolio)

Green products	56%
Ecotourism	67%
Certification	28%
Payment for ecosystem services	22%
Microcredit schemes	28%
Revolving funds	33%

## Contributions to Agenda 2030 and Sustainable Development Goals (% of SGP Asia Portfolio)

SDG 1: End poverty in all its forms everywhere	61%
SDG 2: End hunger, achieve food security and improved nutrition and promote sustainable agriculture	67%
SDG 3: Ensure healthy lives and promote well-being for all at all ages	39%
SDG 4: Ensure inclusive and equitable quality education and promote lifelong learning opportunities for all	6%
SDG 5: Achieve gender equality and empower all women and girls	67%
SDG 6: Ensure availability and sustainable management of water and sanitation for all	33%
SDG 7: Ensure access to affordable, reliable, sustainable and modern energy for all	33%
SDG 8: Promote sustained, inclusive and sustainable economic growth, full and productive employment and decent work for all	28%
SDG 9: Build resilient infrastructure, promote inclusive and sustainable industrialization and foster innovation	22%
SDG 10: Reduce inequality within and among countries	22%
SDG 11: Make cities and human settlements inclusive, safe, resilient and sustainable	17%
SDG 12: Ensure sustainable consumption and production patterns	22%
SDG 13: Take urgent action to combat climate change and its impacts	50%
SDG 14: Conserve and sustainably use the oceans, seas and marine resources for sustainable development	44%
SDG 15: Protect, restore and promote sustainable use of terrestrial ecosystems, sustainably manage forests, combat desertification, and halt and reverse land degradation and halt biodiversity loss	67%
SDG 16: Promote peaceful and inclusive societies for sustainable development, provide access to justice for all and build effective, accountable and inclusive institutions at all levels	11%
SDG 17: Strengthen the means of implementation and revitalize the global partnership for sustainable development	22%

## OTHER EFFECTIVENESS MEASURES

Knowledge products organized and shared across countries	111
Countries with Gender Focal Points	17
Countries with Youth Focal Points	15
Countries with Indigenous People Focal Points	10
Number of monitoring visits to projects	346

## **18 ASIA REGION COUNTRIES COVERED IN THIS ANALYSIS**

Afghanistan

Bhutan

Cambodia

China

India

Indonesia

Iran

Lao

Malaysia

Maldives

Mongolia

Nepal

Pakistan

Philippines

Sri Lanka

Thailand

Timor Leste

Viet Nam