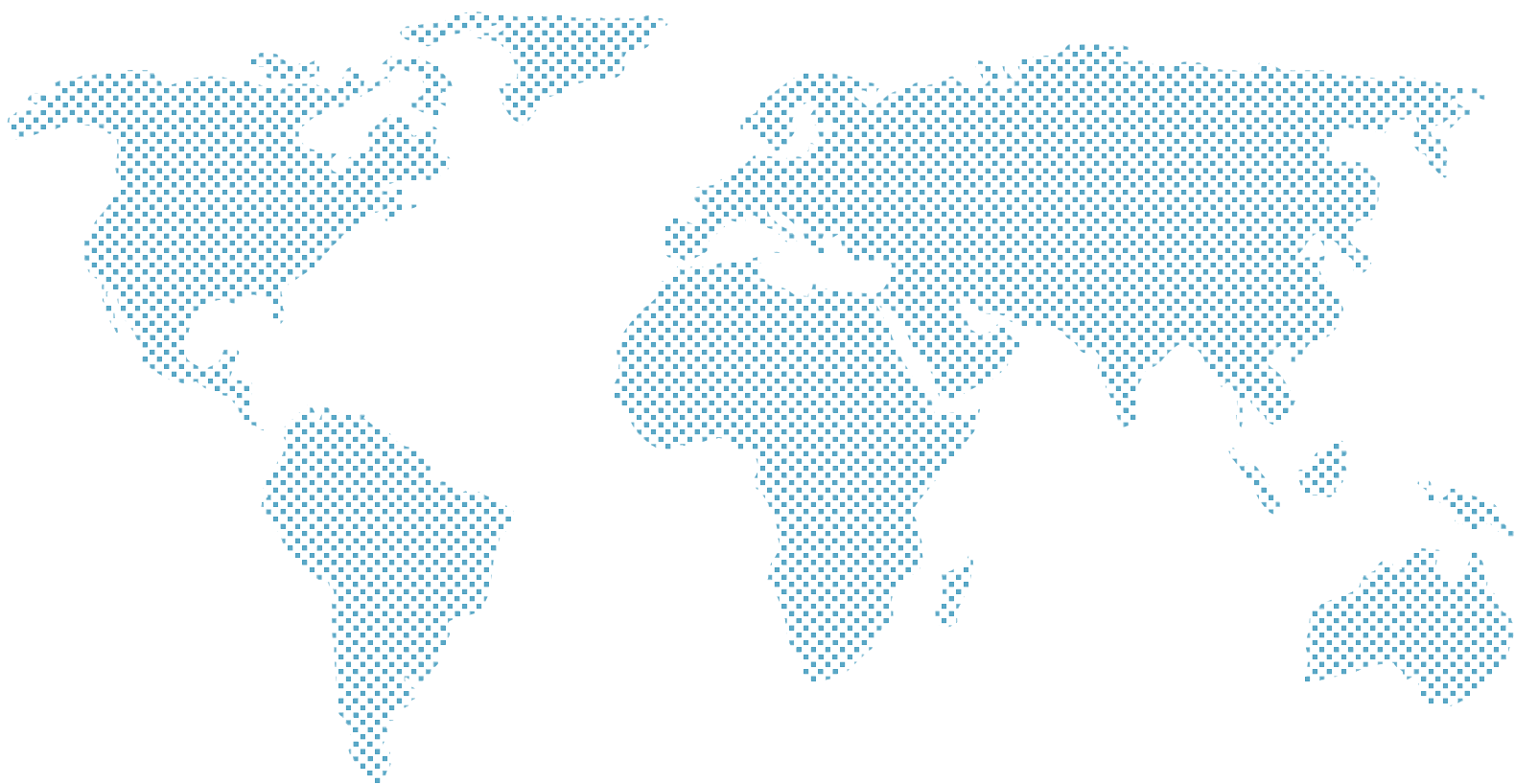




*Empowered lives.
Resilient nations.*

SMALL GRANTS PROGRAMME

EUROPE AND CIS



RESULTS FACTSHEET: 2017 - 2018

RESULTS METHODOLOGY

Results are presented for reporting year, July 1, 2017- June 30, 2018, based on reporting by 11 SGP Europe and CIS Country Programmes. A conservative methodological approach is used for results calculations using only GEF funded projects that were completed during the reporting year. 78 GEF funded projects were completed and results for these are presented in this factsheet.

PORTFOLIO, 1 JULY 2017 – 30 JUNE 2018

NEW PROJECTS **54**

COMPLETED PROJECTS **78**

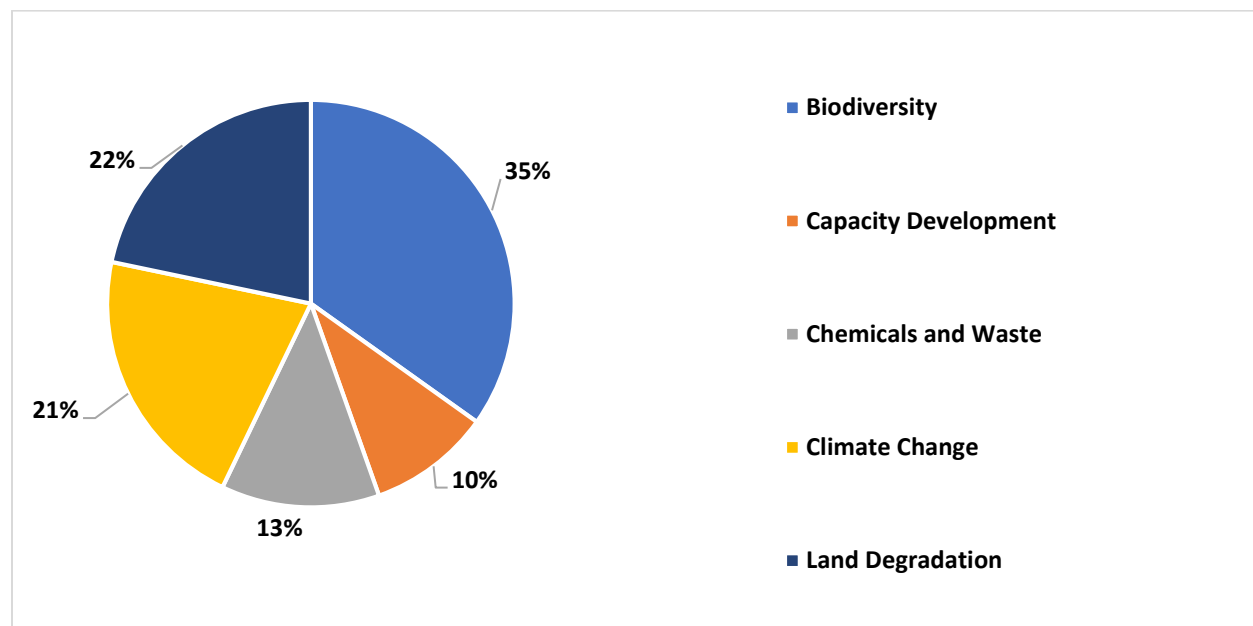
ONGOING PROJECTS **161**

FUNDING, ACTIVE PORTFOLIO OF GRANT PROJECTS FUNDED BY GEF

PROJECT FUNDING **USD 5.3 million**

PROJECT LEVEL COFINANCING **USD 6.7 million**

FOCAL AREA DISTRIBUTION OF SGP EUROPE AND CIS ACTIVE PORTFOLIO



DEVELOPMENT RESULTS

BIODIVERSITY

Biodiversity: Projects completed - OP5 & OP6	30
Number of Protected areas (PAs)	34
Hectares of PAs	273,866
Number of ICCAs	45
Hectares of ICCAs	1,666
Sustainably produced biodiversity/agrobiodiversity products	8
Significant species with maintained or improved conservation status	47
Target landscapes/seascapes under sustainable use	60
Hectares of target landscapes/seascapes under sustainable use	204,005

CLIMATE CHANGE

Climate Change Mitigation: Projects completed - OP5 & OP6	23
Countries addressing barriers to deployment of low-GHG technologies	8
Hectares with restoration and enhancement of carbon stocks initiated	3,820
Typologies of energy access solutions with scaling up/replication	10
Households achieving energy access co-benefits (ecosystem effects, income, health)	1,088

LAND DEGRADATION

Land degradation: Projects completed - OP5 & OP6	12
Community members with improved agricultural, land and water management practices	22,333
Hectares brought under improved agricultural, land and water management practices	1,236
Farmer leaders with successful demonstrations of agro-ecological practices	91
Farmer organizations/networks disseminating climate smart agro-ecological practices	198

SUSTAINABLE FOREST MANAGEMENT

Sustainable Forest Management: Projects completed - OP5 & OP6	1
Hectares with restoration and enhancement initiated	169,300

INTERNATIONAL WATERS

Tons of land-based pollution reduced/prevented from entering waterbodies	9
--	----------

CHEMICALS AND WASTE

Chemicals and Waste (including Mercury): Projects completed - OP5 & OP6	5
Kilograms of pesticides reduced/prevented	7,300
Kilograms of solid waste prevented/reduced (such as plastics, agricultural waste)	48,658
Kilograms of e-waste collected/recycled	25
National networks on chemicals and waste management established/strengthened	5

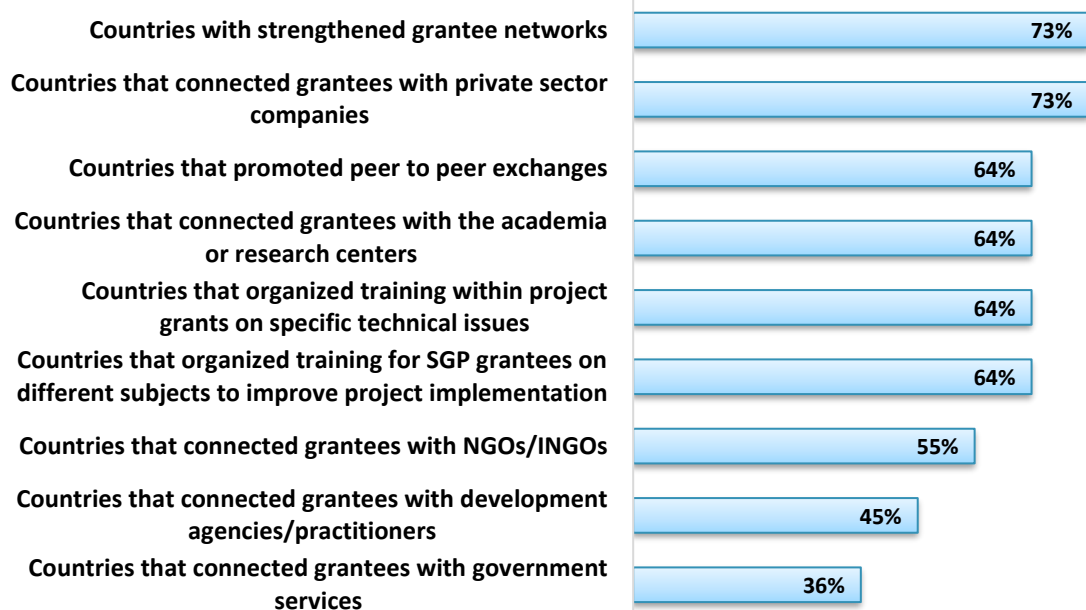
CAPACITY DEVELOPMENT

Capacity development (stand-alone grant projects) - OP5 & OP6	7
CSOs with capacities developed/improved	109
CBOs with capacities developed/improved	26
People with capacities developed/improved	2,151

GRANTMAKER PLUS

Countries conducting CSO-Government Dialogue activities	7
Number of CSO-Government Dialogue platforms initiated	19
CSO/CBO representatives involved in the dialogues	582
Countries facilitating South-South Exchanges	4
Number of South-South exchanges between communities, CSOs and partners	2

Capacity Development Strategies used by SGP Europe and CIS Country Programmes



** Percentages based on 11 SGP Europe and CIS programmes that reported this year*

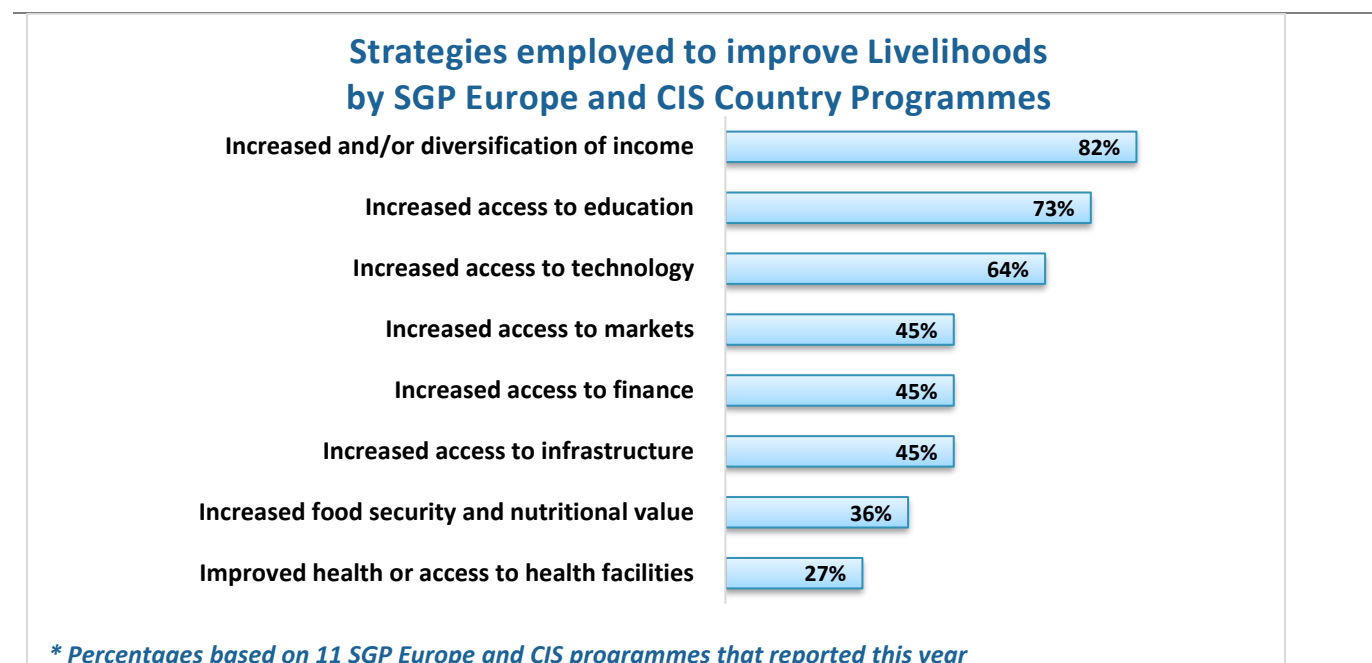
SOCIAL INCLUSION

Gender mainstreaming: Projects completed - OP5 & OP6	75
Countries that incorporated gender considerations in project design	36%
Countries that partner with women's organization	45%
Countries conducting gender analysis/assessment at country/project level	36%
Countries conducting gender mainstreaming training for grantees	45%
Countries producing 'how to' guidance on gender mainstreaming in community projects	9%
Countries using NSC gender check list for approval of projects	36%
Countries having project targets on gender issues	27%
Countries supporting networking/creation of women organizations at national level	27%
Countries connecting women group projects at the national level with regional/global networks	27%
Countries with gender mainstreaming strategy/gender action plan for country programme	36%
Projects completed led by women (e.g. female project coordinator/led by woman cooperative/women group)	27

Youth: Projects completed - OP5 & OP6	24
Youth organizations participating in SGP projects	13
Disabled persons organizations participating in SGP projects	12

UPSCALING, REPLICATION AND POLICY INFLUENCE

Completed projects upscaled and replicated	20 (26%)
Completed projects with policy influence	9 (12%)
Completed projects improving livelihoods of communities	36 (46%)



Use of market-based initiatives to support sustainability of projects (% of SGP Europe and CIS Portfolio)

Green products	36%
Ecotourism	55%
Certification	9%
Microcredit schemes	9%
Revolving funds	9%

Contributions to Agenda 2030 and Sustainable Development Goals (% of SGP Europe and CIS Portfolio)

SDG 1: End poverty in all its forms everywhere	82%
SDG 2: End hunger, achieve food security and improved nutrition and promote sustainable agriculture	55%
SDG 3: Ensure healthy lives and promote well-being for all at all ages	73%
SDG 4: Ensure inclusive and equitable quality education and promote lifelong learning opportunities for all	45%
SDG 5: Achieve gender equality and empower all women and girls	82%
SDG 6: Ensure availability and sustainable management of water and sanitation for all	18%
SDG 7: Ensure access to affordable, reliable, sustainable and modern energy for all	82%
SDG 8: Promote sustained, inclusive and sustainable economic growth, full and productive employment and decent work for all	36%
SDG 9: Build resilient infrastructure, promote inclusive and sustainable industrialization and foster innovation	18%
SDG 10: Reduce inequality within and among countries	-
SDG 11: Make cities and human settlements inclusive, safe, resilient and sustainable	36%
SDG 12: Ensure sustainable consumption and production patterns	36%
SDG 13: Take urgent action to combat climate change and its impacts	64%
SDG 14: Conserve and sustainably use the oceans, seas and marine resources for sustainable development	9%
SDG 15: Protect, restore and promote sustainable use of terrestrial ecosystems, sustainably manage forests, combat desertification, and halt and reverse land degradation and halt biodiversity loss	64%
SDG 16: Promote peaceful and inclusive societies for sustainable development, provide access to justice for all and build effective, accountable and inclusive institutions at all levels	9%
SDG 17: Strengthen the means of implementation and revitalize the global partnership for sustainable development	18%

OTHER EFFECTIVENESS MEASURES

Knowledge products organized and shared across countries	44
Countries with Gender Focal Points	11
Countries with Youth Focal Points	10
Countries with Indigenous People Focal Points	1
Number of monitoring visits to projects	137

11 EUROPE AND CIS COUNTRIES COVERED IN THIS ANALYSIS

Albania

Armenia

Belarus

Georgia

Kazakhstan

Macedonia

Moldova

Tajikistan

Turkey

Ukraine

Uzbekistan