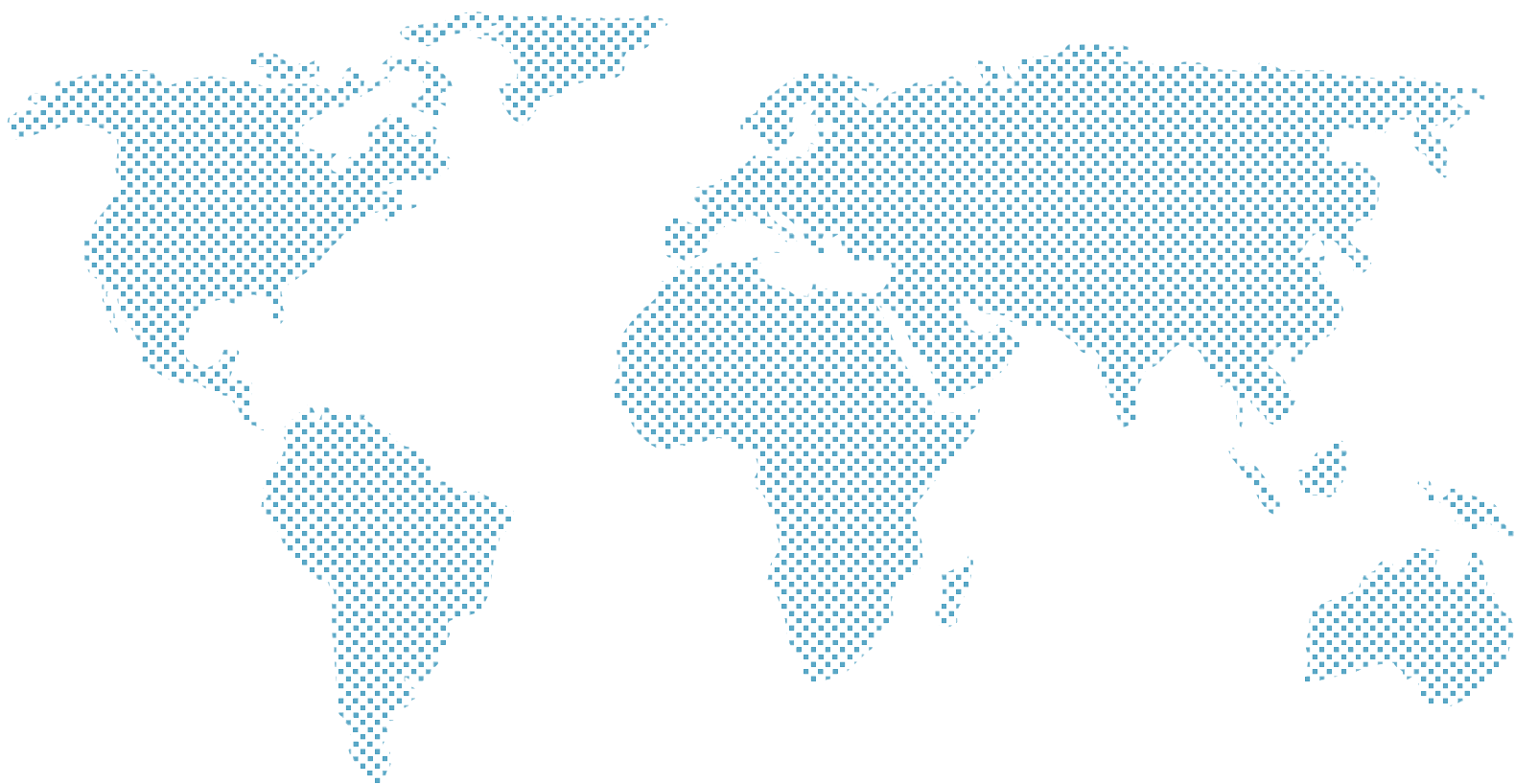




*Empowered lives.
Resilient nations.*

SMALL GRANTS PROGRAMME

LATIN AMERICA AND CARIBBEAN REGION



RESULTS FACTSHEET: 2017 - 2018

RESULTS METHODOLOGY

Results are presented for reporting year, July 1, 2017- June 30, 2018, based on reporting by 30 SGP Latin America and Caribbean Country Programmes. A conservative methodological approach is used for results calculations using only GEF funded projects that were completed during the reporting year. 212 GEF funded projects were completed and results for these are presented in this factsheet.

PORTFOLIO, 1 JULY 2017 – 30 JUNE 2018

NEW PROJECTS **310**

COMPLETED PROJECTS **212**

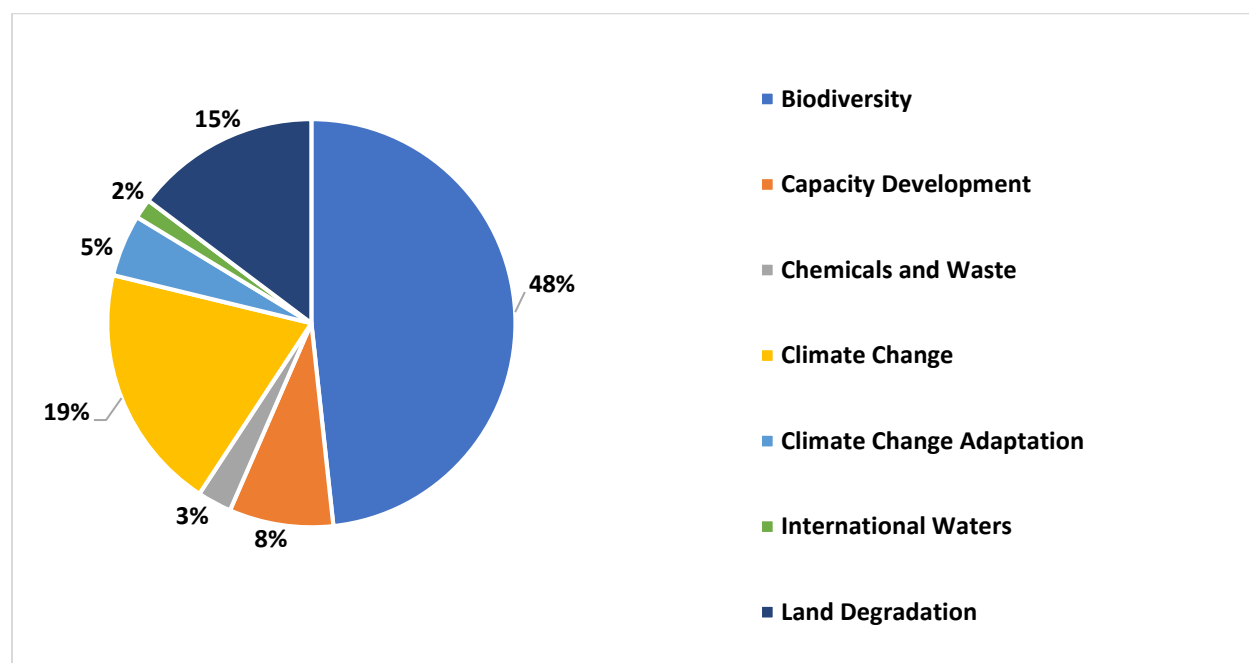
ONGOING PROJECTS **866**

FUNDING, ACTIVE PORTFOLIO OF GRANT PROJECTS FUNDED BY GEF

PROJECT FUNDING **USD 30.8 million**

PROJECT LEVEL COFINANCING **USD 37.5 million**

FOCAL AREA DISTRIBUTION OF SGP LAC ACTIVE PORTFOLIO



DEVELOPMENT RESULTS

BIODIVERSITY

Biodiversity: Projects completed - OP5 & OP6	90
Number of Protected areas (PAs)	59
Hectares of PAs	1,143,876
Number of ICCAs	52
Hectares of ICCAs	124,841
Sustainably produced biodiversity/agrobiodiversity products	206
Significant species with maintained or improved conservation status	181
Target landscapes/seascapes under sustainable use	47
Hectares of target landscapes/seascapes under sustainable use	1,509,071

CLIMATE CHANGE

Climate Change Mitigation: Projects completed - OP5 & OP6	51
Countries addressing barriers to deployment of low-GHG technologies	9
Hectares with restoration and enhancement of carbon stocks initiated	1,042
Typologies of energy access solutions with scaling up/replication	15
Households achieving energy access co-benefits (ecosystem effects, income, health)	3,694

LAND DEGRADATION

Land degradation: Projects completed - OP5 & OP6	40
Community members with improved agricultural, land and water management practices	7,853
Hectares brought under improved agricultural, land and water management practices	6,937
Farmer leaders with successful demonstrations of agro-ecological practices	1,009
Farmer organizations/networks disseminating climate smart agro-ecological practices	110

SUSTAINABLE FOREST MANAGEMENT

Sustainable Forest Management: Projects completed - OP5 & OP6	1
Hectares with restoration and enhancement initiated	271

INTERNATIONAL WATERS

International Waters: Projects completed - OP5 & OP6	1
Tons of land-based pollution reduced/prevented from entering waterbodies	19
Hectares of marine/coastal areas/fishing grounds sustainably managed	11,327
Hectares of seascapes under improved sustainable use management systems	320

CHEMICALS AND WASTE

Chemicals and Waste (including Mercury): Projects completed - OP5 & OP6	9
Kilograms of pesticides reduced/prevented	43,952
Kilograms of solid waste prevented/reduced (such as plastics, agricultural waste)	13,790
Kilograms of e-waste collected/recycled	22,957
National networks on chemicals and waste management established/strengthened	14

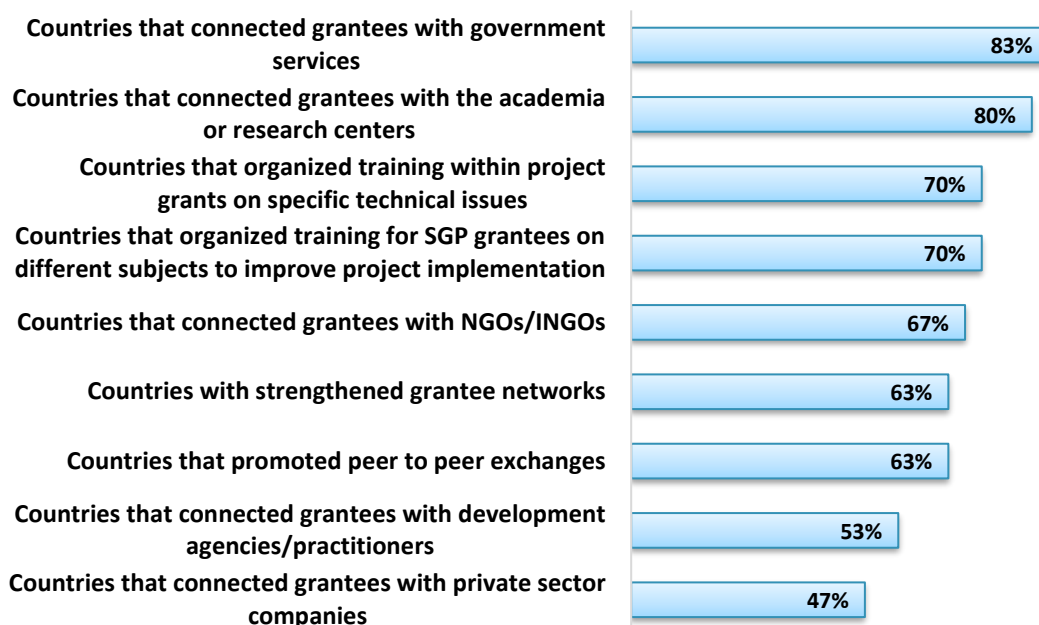
CAPACITY DEVELOPMENT

Capacity development (stand-alone grant projects) - OP5 & OP6	20
CSOs with capacities developed/improved	139
CBOs with capacities developed/improved	96
People with capacities developed/improved	4,378

GRANTMAKER PLUS

Countries conducting CSO-Government Dialogue activities	12
Number of CSO-Government Dialogue platforms initiated	38
CSO/CBO representatives involved in the dialogues	475
Countries facilitating South-South Exchanges	13
Number of South-South exchanges between communities, CSOs and partners	34

Capacity Development Strategies used by SGP LAC Country Programmes



** Percentages based on 30 SGP LAC programmes that reported this year*

SOCIAL INCLUSION

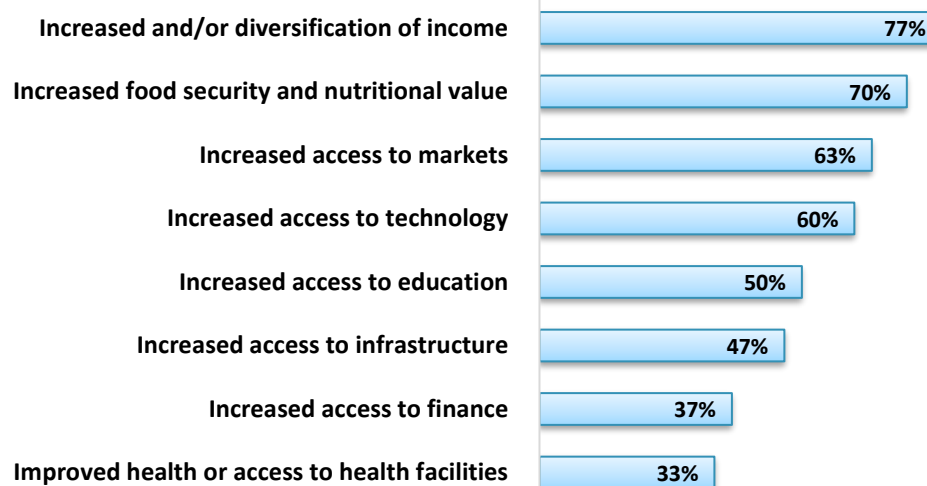
Gender mainstreaming: Projects completed - OP5 & OP6	205
Countries that incorporated gender considerations in project design	80%
Countries that partner with women's organization	50%
Countries conducting gender analysis/assessment at country/project level	37%
Countries conducting gender mainstreaming training for grantees	37%
Countries producing 'how to' guidance on gender mainstreaming in community projects	27%
Countries using NSC gender check list for approval of projects	63%
Countries having project targets on gender issues	37%
Countries supporting networking/creation of women organizations at national level	40%
Countries connecting women group projects at the national level with regional/global networks	33%
Countries with gender mainstreaming strategy/ gender action plan for country programme	33%
Projects completed led by women (e.g. female project coordinator/ led by woman cooperative/ women group)	117

Indigenous people: Projects completed -OP5 & OP6	43
Indigenous leaders with higher capacities for organizing IP projects and strong representation in policy advocacy	1,044
Youth: Projects completed -OP5 & OP6	116
Youth organizations participating in SGP projects	21
Disabled persons organizations participating in SGP projects	5

UPSCALING, REPLICATION AND POLICY INFLUENCE

Completed projects upscaled and replicated	37 (17%)
Completed projects with policy influence	31 (15%)
Completed projects improving livelihoods of communities	182 (86%)

Strategies employed to improve Livelihoods by SGP LAC Country Programmes



** Percentages based on 30 SGP LAC programmes that reported this year*

Use of market-based initiatives to support sustainability of projects (% of SGP LAC Portfolio)

Green products	50%
Ecotourism	43%
Certification	27%
Payment for ecosystem services	13%
Microcredit schemes	13%
Revolving funds	17%

Contributions to Agenda 2030 and Sustainable Development Goals (% of SGP LAC Portfolio)

SDG 1: End poverty in all its forms everywhere	57%
SDG 2: End hunger, achieve food security and improved nutrition and promote sustainable agriculture	67%
SDG 3: Ensure healthy lives and promote well-being for all at all ages	53%
SDG 4: Ensure inclusive and equitable quality education and promote lifelong learning opportunities for all	40%
SDG 5: Achieve gender equality and empower all women and girls	63%
SDG 6: Ensure availability and sustainable management of water and sanitation for all	43%
SDG 7: Ensure access to affordable, reliable, sustainable and modern energy for all	40%
SDG 8: Promote sustained, inclusive and sustainable economic growth, full and productive employment and decent work for all	43%
SDG 9: Build resilient infrastructure, promote inclusive and sustainable industrialization and foster innovation	17%
SDG 10: Reduce inequality within and among countries	10%
SDG 11: Make cities and human settlements inclusive, safe, resilient and sustainable	13%
SDG 12: Ensure sustainable consumption and production patterns	47%
SDG 13: Take urgent action to combat climate change and its impacts	57%
SDG 14: Conserve and sustainably use the oceans, seas and marine resources for sustainable development	30%
SDG 15: Protect, restore and promote sustainable use of terrestrial ecosystems, sustainably manage forests, combat desertification, and halt and reverse land degradation and halt biodiversity loss	70%
SDG 16: Promote peaceful and inclusive societies for sustainable development, provide access to justice for all and build effective, accountable and inclusive institutions at all levels	7%
SDG 17: Strengthen the means of implementation and revitalize the global partnership for sustainable development	23%

OTHER EFFECTIVENESS MEASURES

Knowledge products organized and shared across countries	26
Countries with Gender Focal Points	28
Countries with Youth Focal Points	20
Countries with Indigenous People Focal Points	11
Number of monitoring visits to projects	596

30 LATIN AMERICA AND CARIBBEAN COUNTRIES COVERED IN THIS ANALYSIS

Antigua & Barbuda

Argentina

Bahamas

Barbados

Belize

Bolivia

Brazil

Colombia

Costa Rica

Cuba

Dominica

Dominican Republic

Ecuador

El Salvador

Grenada

Guatemala

Haiti

Honduras

Jamaica

Mexico

Panama

Paraguay

Peru

St. Kitts And Nevis

St. Lucia

St. Vincent and the Grenadines

Suriname

Trinidad and Tobago

Uruguay

Venezuela