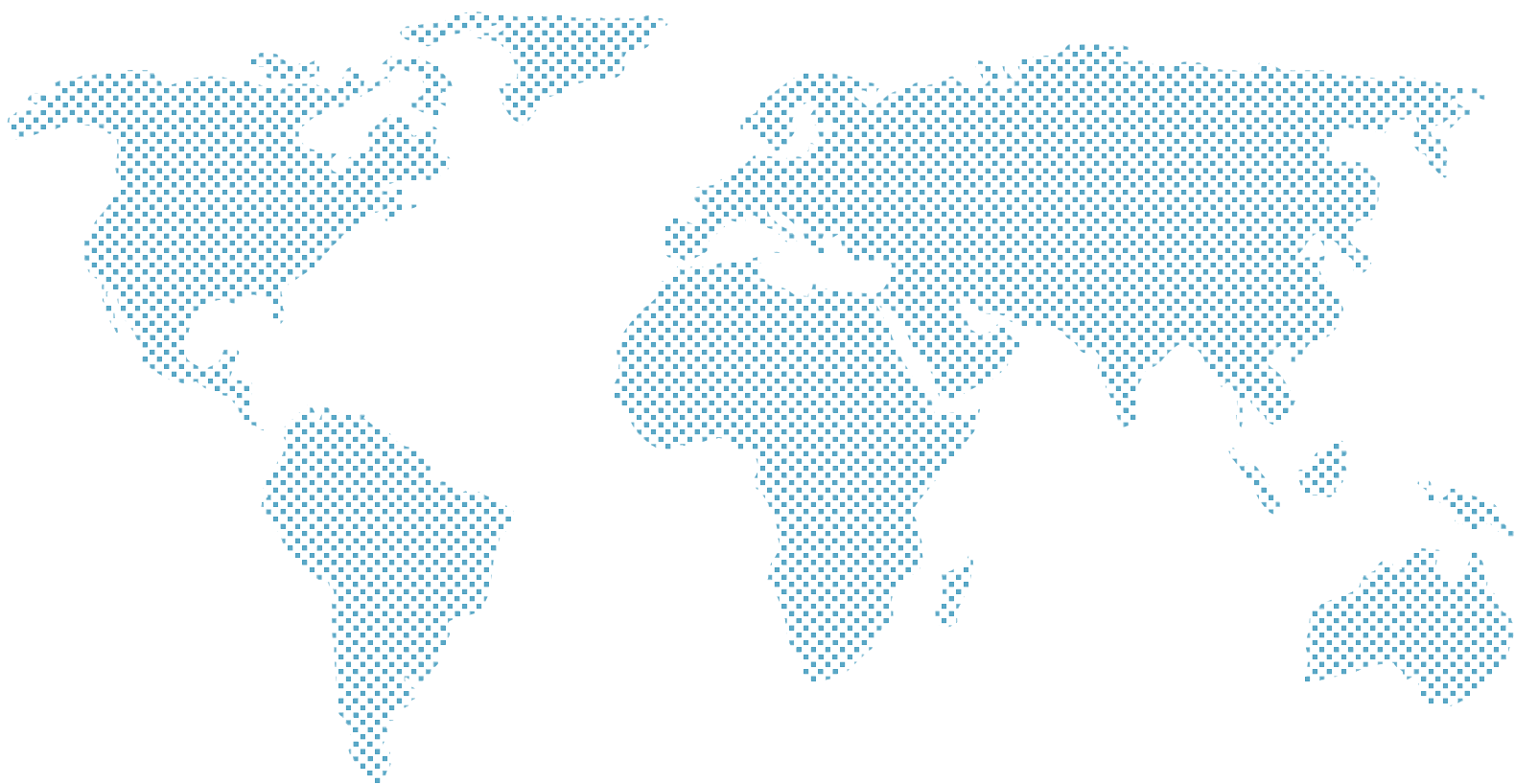




*Empowered lives.  
Resilient nations.*

# SMALL GRANTS PROGRAMME

## ARAB STATES REGION



**RESULTS FACTSHEET: 2017 - 2018**

## RESULTS METHODOLOGY

Results are presented for reporting year, July 1, 2017- June 30, 2018, based on reporting by 9 SGP Arab States Country Programmes. A conservative methodological approach is used for results calculations using only GEF funded projects that were completed during the reporting year. 95 GEF funded projects were completed and results for these are presented in this factsheet.

### PORTFOLIO, 1 JULY 2017 – 30 JUNE 2018

NEW PROJECTS **37**

COMPLETED PROJECTS **95**

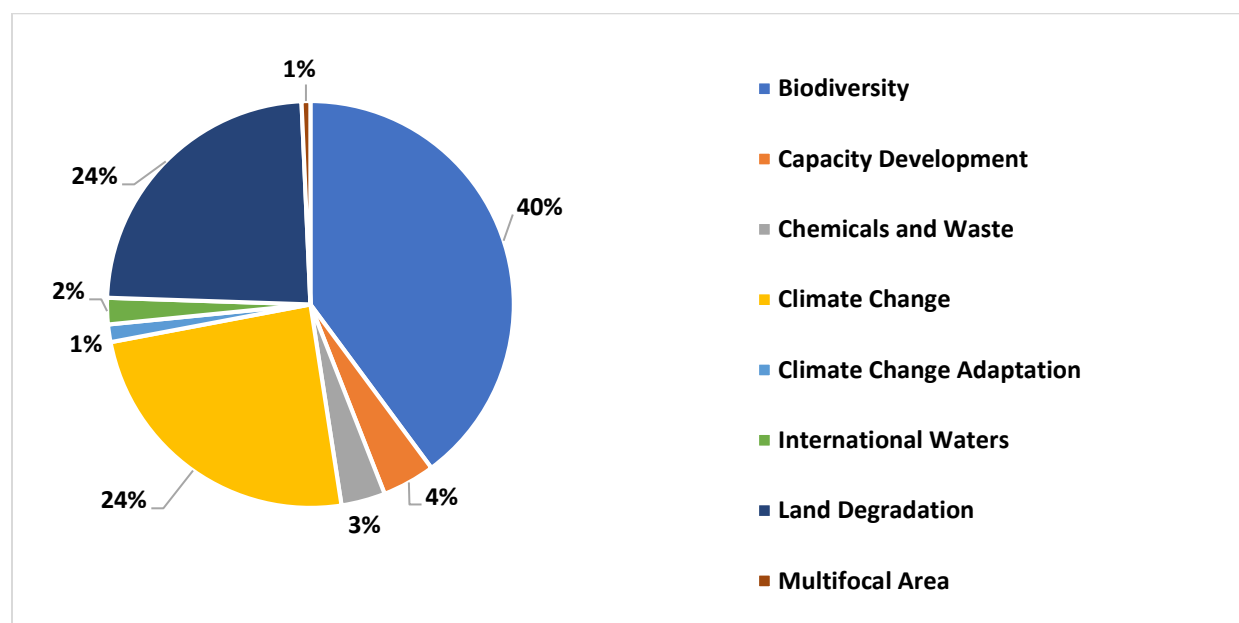
ONGOING PROJECTS **136**

### FUNDING, ACTIVE PORTFOLIO OF GRANT PROJECTS FUNDED BY GEF

PROJECT FUNDING **USD 4.7 million**

PROJECT LEVEL COFINANCING **USD 6.6 million**

### FOCAL AREA DISTRIBUTION OF SGP ARAB STATES PORTFOLIO



---

## DEVELOPMENT RESULTS

---

### BIODIVERSITY

Biodiversity: Projects completed - OP5 & OP6	18
Number of Protected areas (PAs)	4
Hectares of PAs	10,895
Number of ICCAs	1
Hectares of ICCAs	140
Sustainably produced biodiversity/agrobiodiversity products	22
Significant species with maintained or improved conservation status	29
Target landscapes/seascapes under sustainable use	8
Hectares of target landscapes/seascapes under sustainable use	20,895

---

### CLIMATE CHANGE

Climate Change Mitigation: Projects completed - OP5 & OP6	37
Countries addressing barriers to deployment of low-GHG technologies	3
Hectares with restoration and enhancement of carbon stocks initiated	6,040
Typologies of energy access solutions with scaling up/replication	1
Households achieving energy access co-benefits (ecosystem effects, income, health)	10,709

---

### LAND DEGRADATION

Land degradation: Projects completed - OP5 & OP6	20
Community members with improved agricultural, land and water management practices	15,050
Hectares brought under improved agricultural, land and water management practices	6,157
Farmer leaders with successful demonstrations of agro-ecological practices	42
Farmer organizations/networks disseminating climate smart agro-ecological practices	40

---

---

## **INTERNATIONAL WATERS**

---

International Waters: Projects completed - OP5 & OP6	<b>8</b>
--	----------

---

---

## **CHEMICALS AND WASTE**

---

Chemicals and Waste (including Mercury): Projects completed - OP5 & OP6	<b>6</b>
---	----------

---

---

## **CAPACITY DEVELOPMENT**

---

Capacity development (stand-alone grant projects) - OP5 & OP6	<b>6</b>
---	----------

---

CSOs with capacities developed/improved	<b>7</b>
---	----------

---

CBOs with capacities developed/improved	<b>3</b>
---	----------

---

People with capacities developed/improved	<b>282</b>
---	------------

---

---

## **GRANTMAKER PLUS**

---

Countries conducting CSO-Government Dialogue activities	<b>2</b>
---	----------

---

Number of CSO-Government Dialogue platforms initiated	<b>1</b>
---	----------

---

CSO/CBO representatives involved in the dialogues	<b>54</b>
---	-----------

---

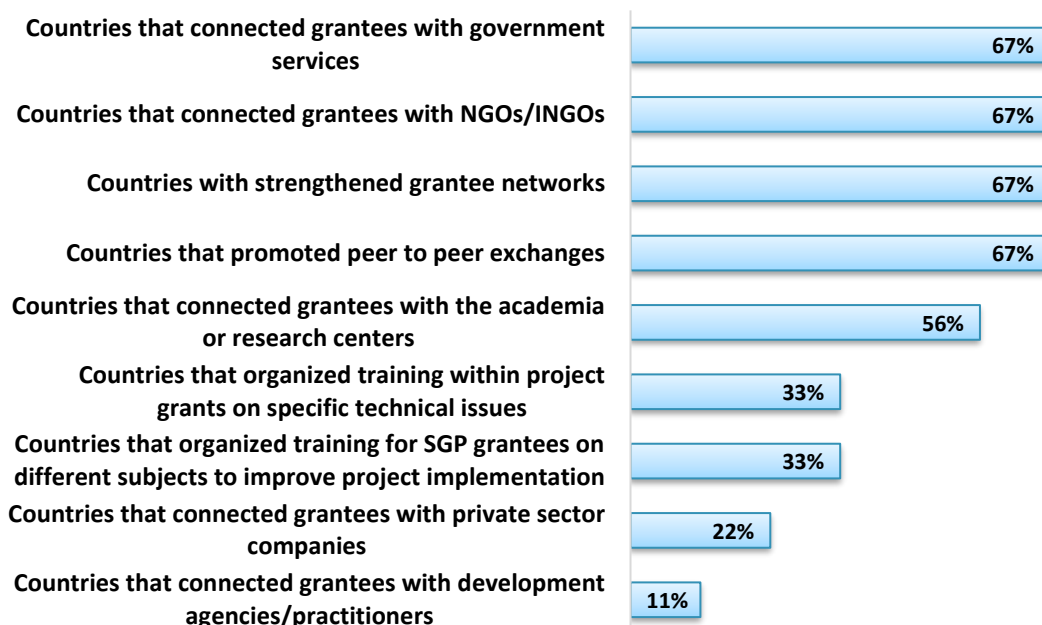
Countries facilitating South-South Exchanges	<b>3</b>
--	----------

---

Number of South-South exchanges between communities, CSOs and partners	<b>4</b>
--	----------

---

## Capacity Development Strategies used by SGP Arab States Country Programmes



*\* Percentages based on 9 SGP Arab States programmes that reported this year*

## SOCIAL INCLUSION

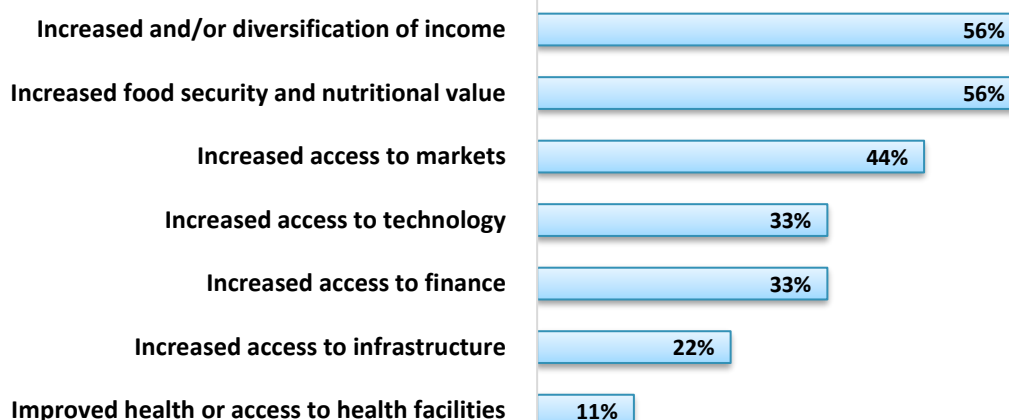
Gender mainstreaming: Projects completed - OP5 & OP6	89
Countries that incorporated gender considerations in project design	78%
Countries that partner with women's organization	44%
Countries conducting gender analysis/assessment at country/project level	22%
Countries conducting gender mainstreaming training for grantees	33%
Countries producing 'how to' guidance on gender mainstreaming in community projects	22%
Countries using NSC gender check list for approval of projects	56%
Countries having project targets on gender issues	67%
Countries supporting networking/creation of women organizations at national level	22%
Countries connecting women group projects at the national level with regional/ global networks	33%
Countries with gender mainstreaming strategy/gender action plan for country programme	22%
Projects completed led by women (e.g. female project coordinator/led by woman cooperative/women group)	9

Youth: Projects completed - OP5 & OP6	13
Youth organizations participating in SGP projects	77
Disabled persons organizations participating in SGP projects	7

## UPSCALING, REPLICATION AND POLICY INFLUENCE

Completed projects upscaled and replicated	13 (14%)
Completed projects with policy influence	8 (8%)
Completed projects improving livelihoods of communities	19 (20%)

### Strategies employed to improve Livelihoods by SGP Arab States Country Programmes



*\* Percentages based on 9 SGP Arab States programmes that reported this year*

### Use of market-based initiatives to support sustainability of projects (% of SGP Arab States Portfolio)

Green products	22%
Ecotourism	33%
Certification	11%
Payment for ecosystem services	11%
Revolving funds	33%

## Contributions to Agenda 2030 and Sustainable Development Goals (% of SGP Arab States Portfolio)

SDG 1: End poverty in all its forms everywhere	44%
SDG 2: End hunger, achieve food security and improved nutrition and promote sustainable agriculture	56%
SDG 3: Ensure healthy lives and promote well-being for all at all ages	33%
SDG 4: Ensure inclusive and equitable quality education and promote lifelong learning opportunities for all	22%
SDG 5: Achieve gender equality and empower all women and girls	67%
SDG 6: Ensure availability and sustainable management of water and sanitation for all	33%
SDG 7: Ensure access to affordable, reliable, sustainable and modern energy for all	33%
SDG 8: Promote sustained, inclusive and sustainable economic growth, full and productive employment and decent work for all	44%
SDG 9: Build resilient infrastructure, promote inclusive and sustainable industrialization and foster innovation	11%
SDG 10: Reduce inequality within and among countries	22%
SDG 11: Make cities and human settlements inclusive, safe, resilient and sustainable	33%
SDG 12: Ensure sustainable consumption and production patterns	22%
SDG 13: Take urgent action to combat climate change and its impacts	56%
SDG 14: Conserve and sustainably use the oceans, seas and marine resources for sustainable development	11%
SDG 15: Protect, restore and promote sustainable use of terrestrial ecosystems, sustainably manage forests, combat desertification, and halt and reverse land degradation and halt biodiversity loss	78%
SDG 16: Promote peaceful and inclusive societies for sustainable development, provide access to justice for all and build effective, accountable and inclusive institutions at all levels	11%
SDG 17: Strengthen the means of implementation and revitalize the global partnership for sustainable development	22%

## OTHER EFFECTIVENESS MEASURES

Knowledge products organized and shared across countries	14
Countries with Gender Focal Points	8
Countries with Youth Focal Points	6
Countries with Indigenous People Focal Points	1
Number of monitoring visits to projects	76

## **9 ARAB STATES COUNTRIES COVERED IN THIS ANALYSIS**

Algeria

Djibouti

Egypt

Jordan

Lebanon

Morocco

Palestinian Authority

Tunisia

Yemen