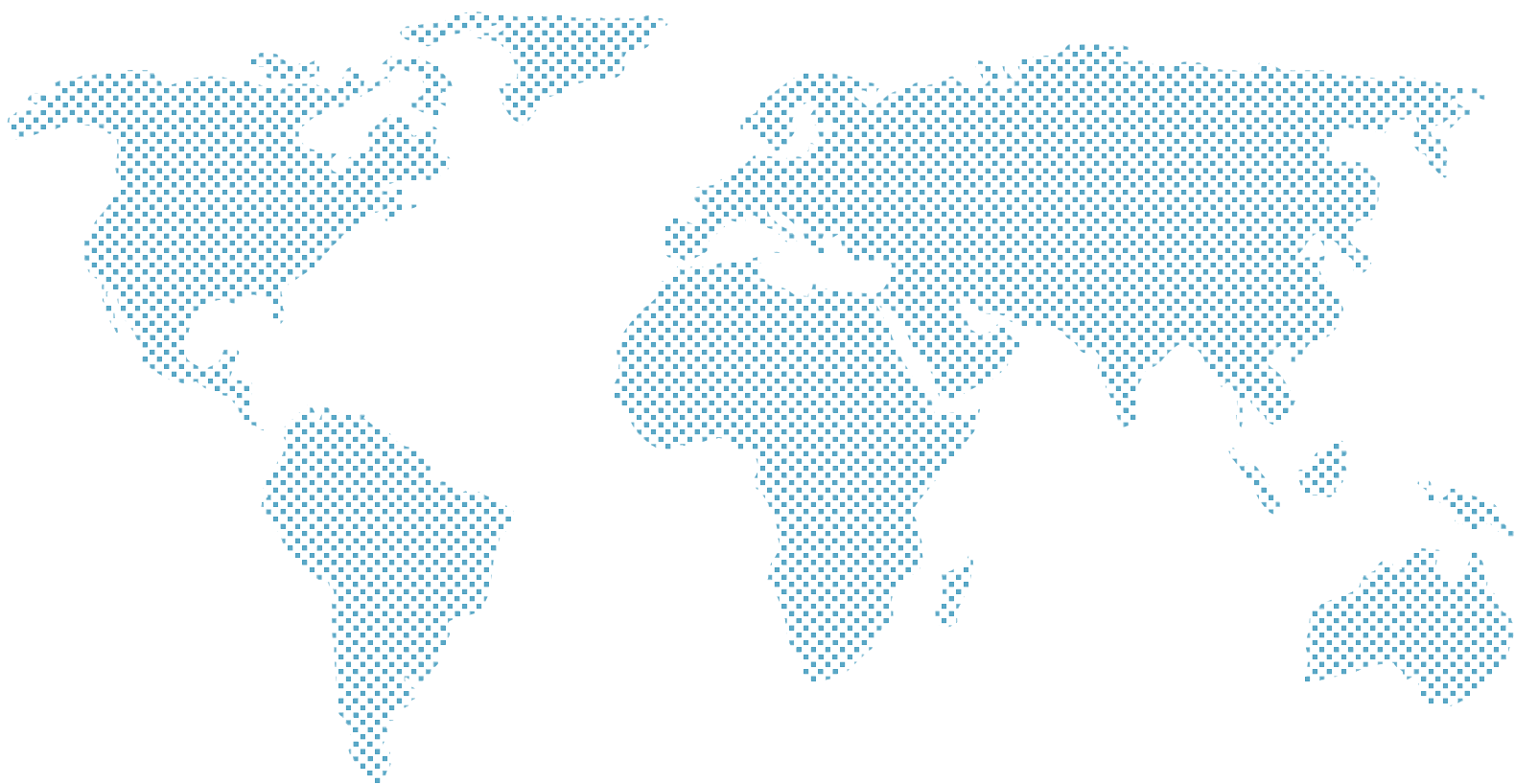




*Empowered lives.
Resilient nations.*

SMALL GRANTS PROGRAMME

PACIFIC REGION



RESULTS FACTSHEET: 2017 - 2018

RESULTS METHODOLOGY

Results are presented for reporting year, July 1, 2017- June 30, 2018, based on reporting by 13 SGP Pacific Country Programmes. A conservative methodological approach is used for results calculations using only GEF funded projects that were completed during the reporting year. 45 GEF funded projects were completed and results for these are presented in this factsheet.

PORTFOLIO, 1 JULY 2017 – 30 JUNE 2018

NEW PROJECTS **105**

COMPLETED PROJECTS **45**

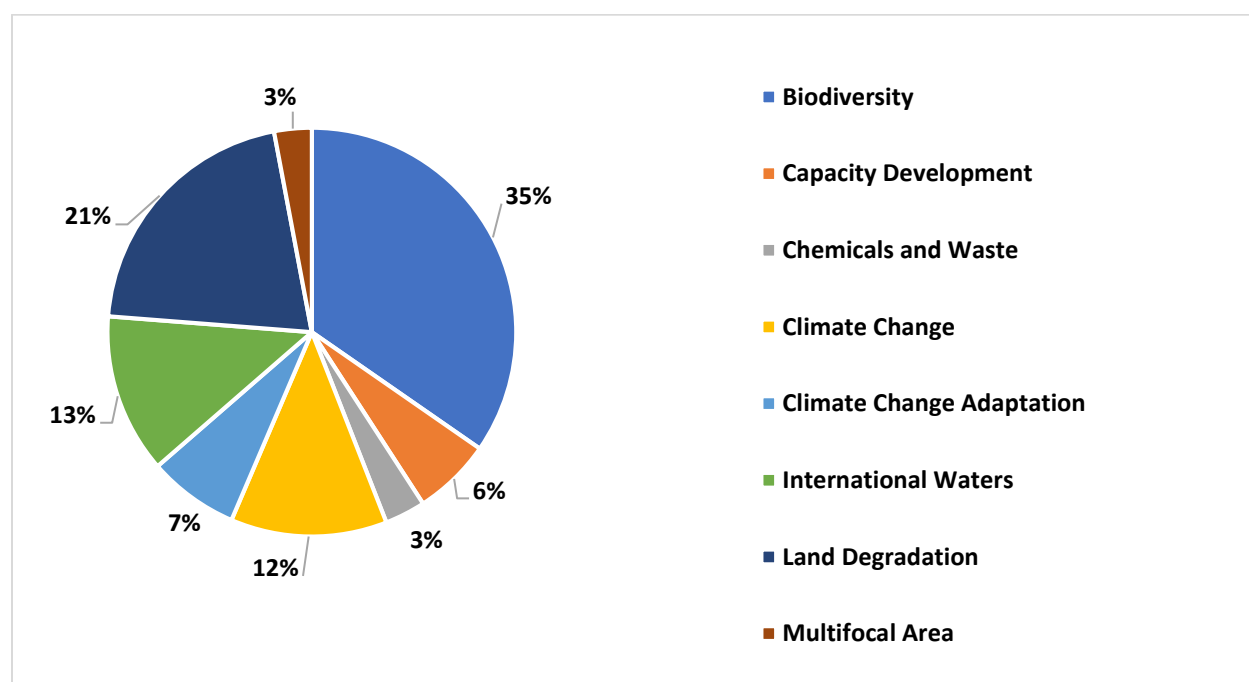
ONGOING PROJECTS **370**

FUNDING, ACTIVE PORTFOLIO OF GRANT PROJECTS FUNDED BY GEF

PROJECT FUNDING **USD 14.8 million**

PROJECT LEVEL COFINANCING **USD 9.9 million**

FOCAL AREA DISTRIBUTION OF SGP PACIFIC ACTIVE PORTFOLIO



DEVELOPMENT RESULTS

BIODIVERSITY

Biodiversity: Projects completed - OP5 & OP6	22
Number of Protected areas (PAs)	11
Hectares of PAs	24,074
Number of ICCAs	11
Hectares of ICCAs	24,068
Sustainably produced biodiversity/agrobiodiversity products	30
Significant species with maintained or improved conservation status	13
Target landscapes/seascapes under sustainable use	17
Hectares of target landscapes/seascapes under sustainable use	417,082

CLIMATE CHANGE

Climate Change Mitigation: Projects completed - OP5 & OP6	4
Countries addressing barriers to deployment of low-GHG technologies	1
Hectares with restoration and enhancement of carbon stocks initiated	82
Typologies of energy access solutions with scaling up/replication	2
Households achieving energy access co-benefits (ecosystem effects, income, health)	75

LAND DEGRADATION

Land degradation: Projects completed - OP5 & OP6	9
Community members with improved agricultural, land and water management practices	2,362
Hectares brought under improved agricultural, land and water management practices	12
Farmer leaders with successful demonstrations of agro-ecological practices	1,297
Farmer organizations/networks disseminating climate smart agro-ecological practices	38

SUSTAINABLE FOREST MANAGEMENT

Sustainable Forest Management: Projects completed - OP5 & OP6	3
---	----------

INTERNATIONAL WATERS

International Waters: Projects completed - OP5 & OP6	4
--	----------

CHEMICALS AND WASTE

Chemicals and Waste (including Mercury): Projects completed - OP5 & OP6	1
---	----------

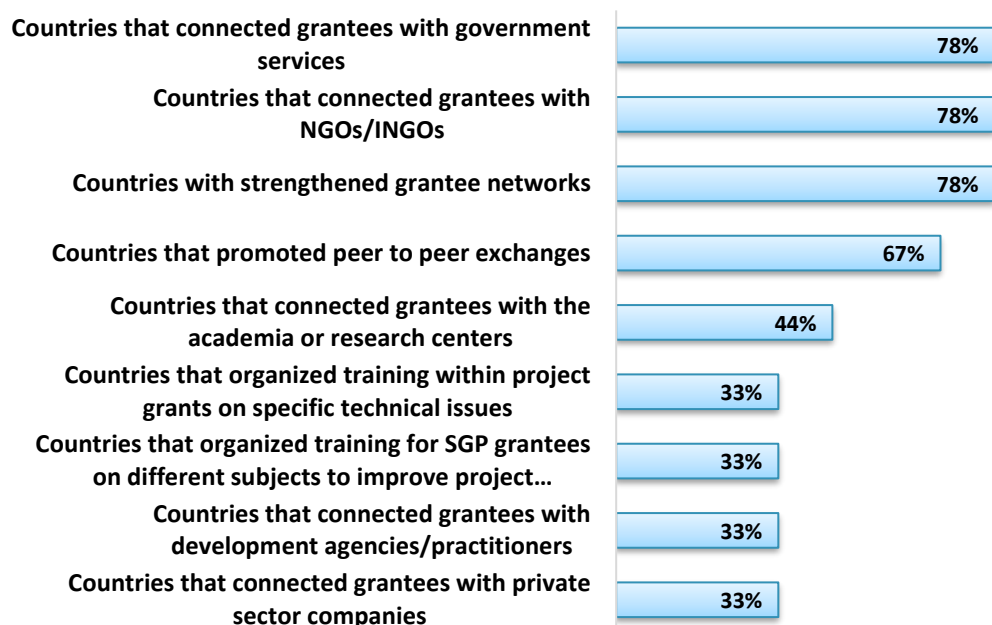
CAPACITY DEVELOPMENT

Capacity development (stand-alone grant projects)- OP5 & OP6	2
CSOs with capacities developed/ improved	50
CBOs with capacities developed/improved	115
People with capacities developed/improved	1,526

GRANTMAKER PLUS

Countries conducting CSO-Government Dialogue activities	3
Number of CSO-Government Dialogue platforms initiated	5
CSO/CBO representatives involved in the dialogues	857

Capacity Development Strategies used by SGP Pacific Country Programmes



** Percentages based on 13 SGP Pacific programmes that reported this year*

SOCIAL INCLUSION

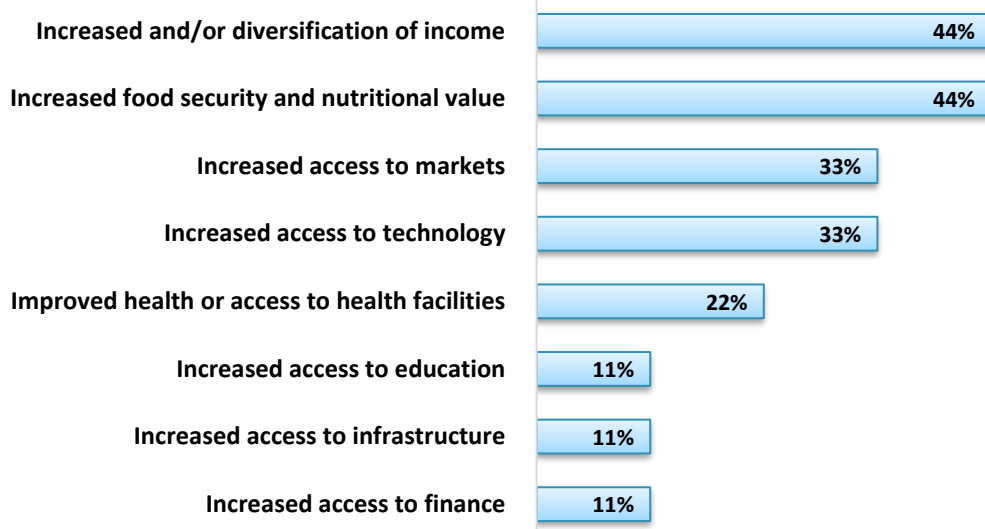
Gender mainstreaming: Projects completed - OP5 & OP6	37
Countries that incorporated gender considerations in project design	44%
Countries that partner with women's organization	11%
Countries conducting gender analysis/assessment at country/project level	11%
Countries conducting gender mainstreaming training for grantees	11%
Countries having project targets on gender issues	33%
Countries connecting women group projects at the national level with regional/ global networks	33%
Countries with gender mainstreaming strategy/gender action plan for country programme	22%
Projects completed led by women (e.g. female project coordinator/led by woman cooperative/women group)	12

Indigenous people: Projects completed - OP5 & OP6	43
Indigenous leaders with higher capacities for organizing IP projects and strong representation in policy advocacy	224
Youth: Projects completed - OP5 & OP6	17
Youth organizations participating in SGP projects	56
Disabled persons organizations participating in SGP projects	1

UPSCALING, REPLICATION AND POLICY INFLUENCE

Completed projects upscaled and replicated	3 (7%)
Completed projects with policy influence	2 (4%)
Completed projects improving livelihoods of communities	27 (60%)

Strategies employed to improve Livelihoods by SGP Pacific Country Programmes



** Percentages based on 13 SGP Pacific programmes that reported this year*

Use of market-based initiatives to support sustainability of projects (% of SGP Pacific Portfolio)

Green products	33%
Ecotourism	22%
Certification	11%
Payment for ecosystem services	11%

Contributions to Agenda 2030 and Sustainable Development Goals (% of SGP Pacific Portfolio)

SDG 1: End poverty in all its forms everywhere	22%
SDG 2: End hunger, achieve food security and improved nutrition and promote sustainable agriculture	44%
SDG 3: Ensure healthy lives and promote well-being for all at all ages	67%
SDG 4: Ensure inclusive and equitable quality education and promote lifelong learning opportunities for all	22%
SDG 5: Achieve gender equality and empower all women and girls	56%
SDG 6: Ensure availability and sustainable management of water and sanitation for all	44%
SDG 7: Ensure access to affordable, reliable, sustainable and modern energy for all	11%
SDG 8: Promote sustained, inclusive and sustainable economic growth, full and productive employment and decent work for all	11%
SDG 9: Build resilient infrastructure, promote inclusive and sustainable industrialization and foster innovation	22%
SDG 10: Reduce inequality within and among countries	11%
SDG 11: Make cities and human settlements inclusive, safe, resilient and sustainable	33%
SDG 12: Ensure sustainable consumption and production patterns	11%
SDG 13: Take urgent action to combat climate change and its impacts	44%
SDG 14: Conserve and sustainably use the oceans, seas and marine resources for sustainable development	44%
SDG 15: Protect, restore and promote sustainable use of terrestrial ecosystems, sustainably manage forests, combat desertification, and halt and reverse land degradation and halt biodiversity loss	33%
SDG 16: Promote peaceful and inclusive societies for sustainable development, provide access to justice for all and build effective, accountable and inclusive institutions at all levels	-
SDG 17: Strengthen the means of implementation and revitalize the global partnership for sustainable development	-

OTHER EFFECTIVENESS MEASURES

Knowledge products organized and shared across countries	1
Countries with Gender Focal Points	7
Countries with Youth Focal Points	7
Countries with Indigenous People Focal Points	7
Number of monitoring visits to projects	121

13 PACIFIC COUNTRIES COVERED IN THIS ANALYSIS

Cook Islands

Fiji (Sub-Region: Fiji, Nauru, Tuvalu)

Kiribati

Marshall Islands

Micronesia, Federated States of

Palau

Papua New Guinea

Samoa (Sub-Region: Niue, Samoa, Tokelau)

Tonga