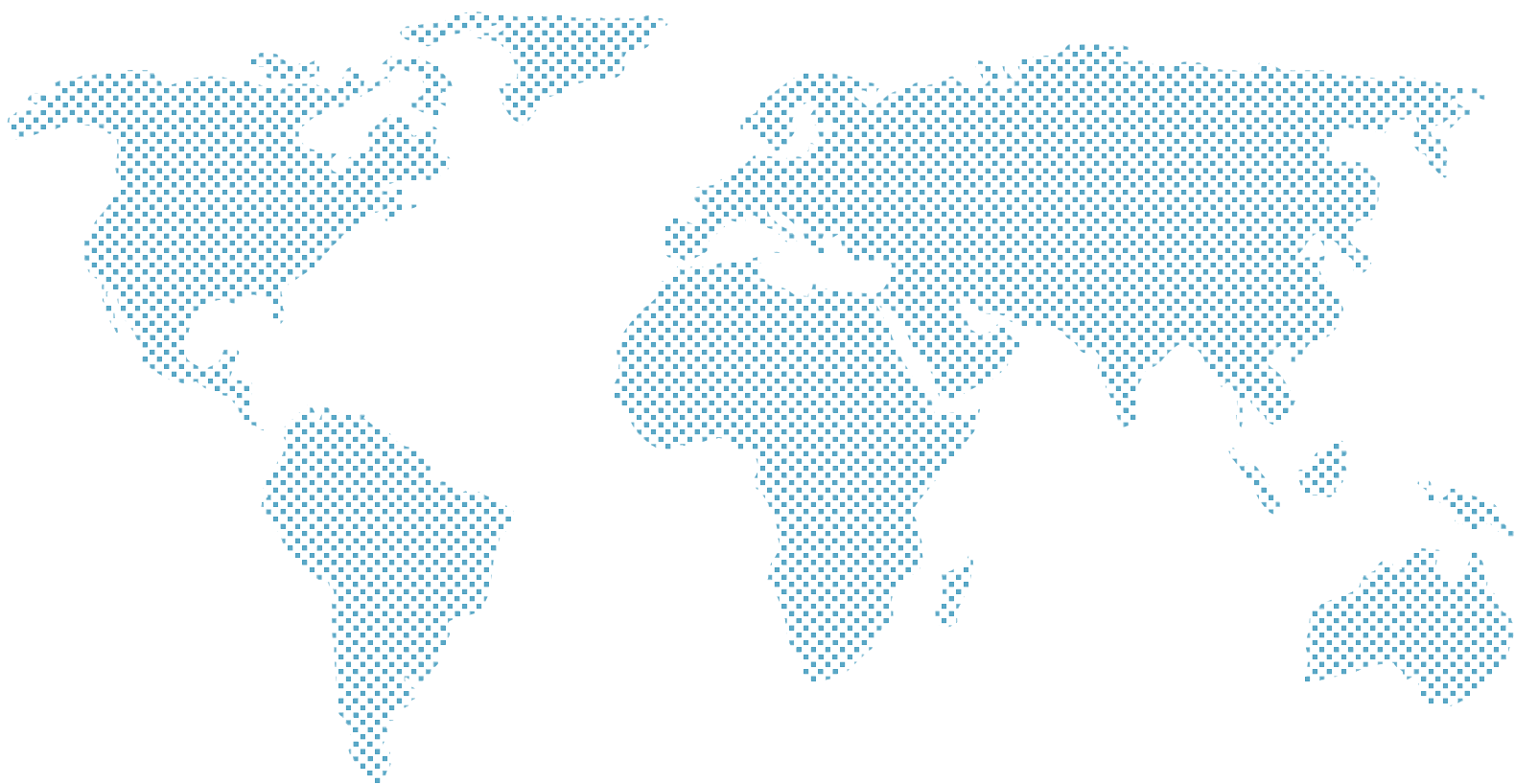




*Empowered lives.
Resilient nations.*

SMALL GRANTS PROGRAMME

Least Developed Countries (LDCs)



RESULTS FACTSHEET: 2017 - 2018

RESULTS METHODOLOGY

Results are presented for reporting year, July 1, 2017- June 30, 2018, based on reporting by 36 SGP LDC Programmes. A conservative methodological approach is used for results calculations using only GEF funded projects that were completed during the reporting year. 354 GEF funded projects were completed and results for these are presented in this factsheet.

PORTFOLIO, 1 JULY 2017 – 30 JUNE 2018

NEW PROJECTS **300**

COMPLETED PROJECTS **354**

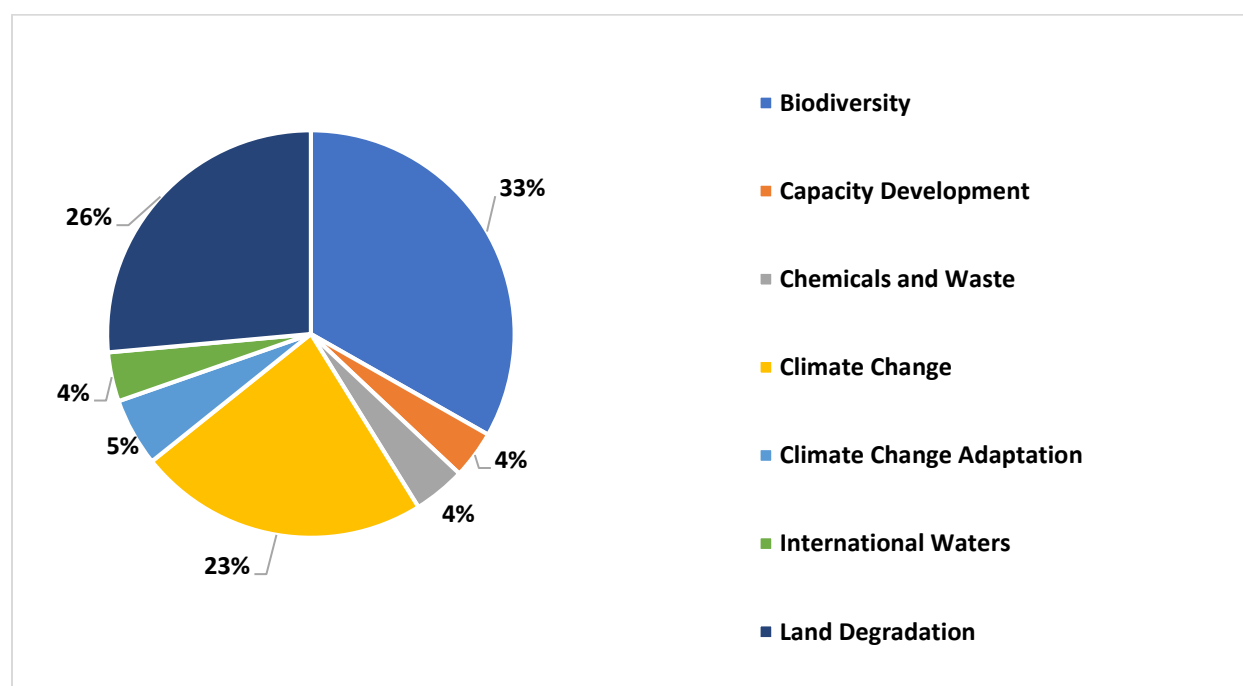
ONGOING PROJECTS **811**

FUNDING, ACTIVE PORTFOLIO OF GRANT PROJECTS FUNDED BY GEF

PROJECT FUNDING **USD 25.1 million**

PROJECT LEVEL COFINANCING **USD 25.6 million**

FOCAL AREA DISTRIBUTION OF SGP LDC ACTIVE PORTFOLIO



DEVELOPMENT RESULTS

BIODIVERSITY

Biodiversity: Projects completed - OP5 & OP6	116
Number of Protected areas (PAs)	26
Hectares of PAs	3,040,449
Number of ICCAs	40
Hectares of ICCAs	137,580
Sustainably produced biodiversity/agrobiodiversity products	144
Significant species with maintained or improved conservation status	128
Target landscapes/seascapes under sustainable use	57
Hectares of target landscapes/seascapes under sustainable use	2,307,106

CLIMATE CHANGE

Climate Change Mitigation: Projects completed - OP5 & OP6	78
Countries addressing barriers to deployment of low-GHG technologies	8
Hectares with restoration and enhancement of carbon stocks initiated	158,236
Typologies of energy access solutions with scaling up/replication	24
Households achieving energy access co-benefits (ecosystem effects, income, health)	1,811

LAND DEGRADATION

Land degradation: Projects completed - OP5 & OP6	101
Community members with improved agricultural, land and water management practices	106,627
Hectares brought under improved agricultural, land and water management practices	29,401
Farmer leaders with successful demonstrations of agro-ecological practices	1,737
Farmer organizations/networks disseminating climate smart agro-ecological practices	288

SUSTAINABLE FOREST MANAGEMENT

Sustainable Forest Management: Projects completed - OP5 & OP6	24
Hectares with restoration and enhancement initiated	107,081

INTERNATIONAL WATERS

International Waters: Projects completed - OP5 & OP6	12
Tons of land-based pollution reduced/prevented from entering waterbodies	50
Hectares of marine/coastal areas/fishing grounds sustainably managed	21

CHEMICALS AND WASTE

Chemicals and Waste (including Mercury): Projects completed - OP5 & OP6	10
Kilograms of pesticides reduced/prevented	9,330
Kilograms of solid waste prevented/reduced (such as plastics, agricultural waste)	1,825
National networks on chemicals and waste management established/strengthened	6

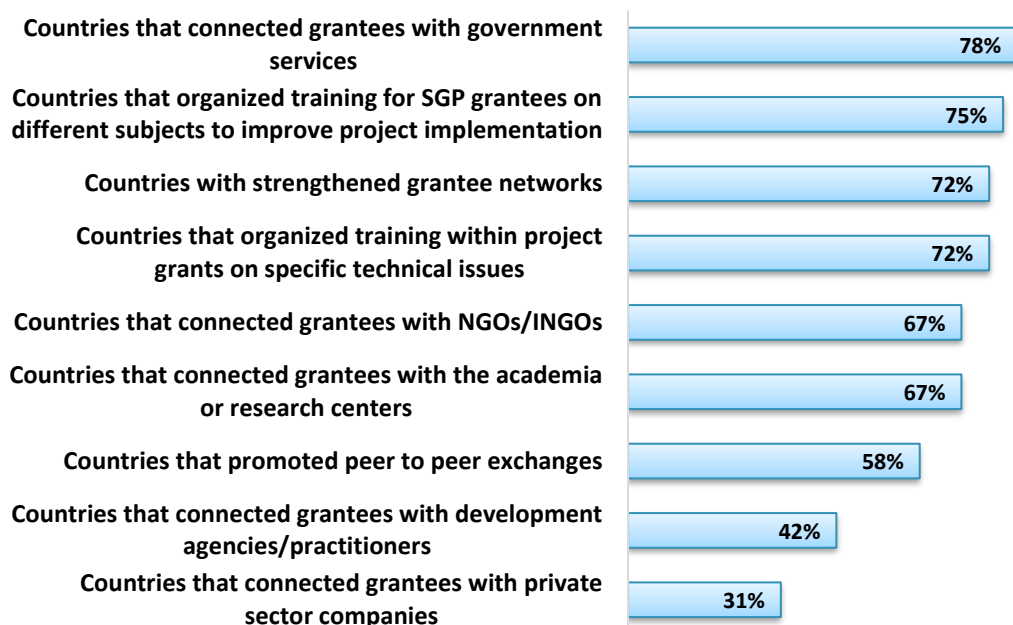
CAPACITY DEVELOPMENT

Capacity development (stand-alone grant projects) - OP5 & OP6	13
CSOs with capacities developed/improved	218
CBOs with capacities developed/improved	608
People with capacities developed/improved	4,172

GRANTMAKER PLUS

Countries conducting CSO-Government Dialogue activities	13
Number of CSO-Government Dialogue platforms initiated	29
CSO/CBO representatives involved in the dialogues	1,365
Countries facilitating South-South Exchanges	9
Number of South-South exchanges between communities, CSOs and partners	12

Capacity Development Strategies used by SGP LDC Country Programmes



** Percentages based on 36 SGP LDC programmes that reported this year*

SOCIAL INCLUSION

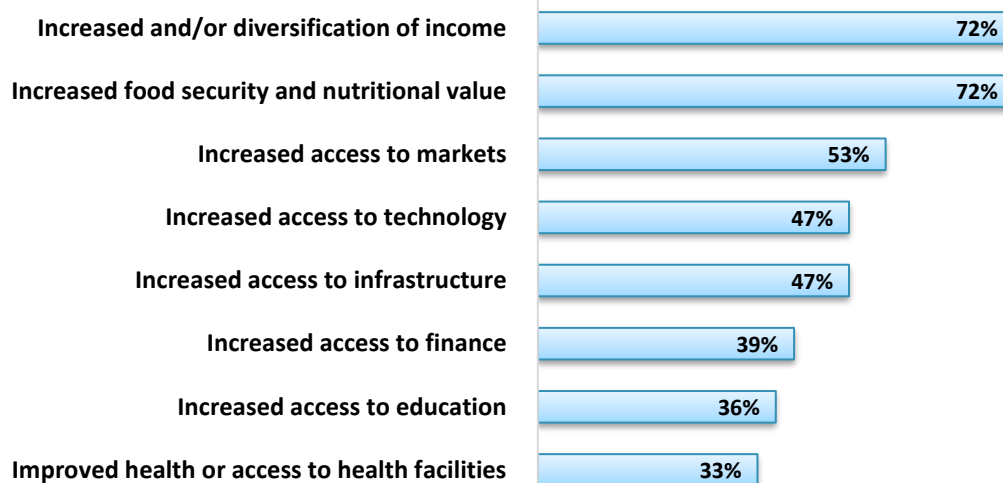
Gender mainstreaming: Projects completed - OP5 & OP6	338
Countries that incorporated gender considerations in project design	75%
Countries that partner with women's organization	42%
Countries conducting gender analysis/assessment at country/project level	33%
Countries conducting gender mainstreaming training for grantees	47%
Countries producing 'how to' guidance on gender mainstreaming in community projects	17%
Countries using NSC gender check list for approval of projects	75%
Countries having project targets on gender issues	42%
Countries supporting networking/creation of women organizations at national level	28%
Countries connecting women group projects at the national level with regional/global networks	28%
Countries with gender mainstreaming strategy/gender action plan for country programme	33%
Projects completed led by women (e.g. female project coordinator/led by woman cooperative/women group)	95

Indigenous people: Projects completed - OP5 & OP6	56
Indigenous leaders with higher capacities for organizing IP projects and strong representation in policy advocacy	95
Youth: Projects completed - OP5 & OP6	135
Youth organizations participating in SGP projects	106
Disabled persons organizations participating in SGP projects	11

UPSCALING, REPLICATION AND POLICY INFLUENCE

Completed projects upscaled and replicated	33 (9%)
Completed projects with policy influence	8 (2%)
Completed projects improving livelihoods of communities	215 (61%)

Strategies employed to improve Livelihoods by SGP LDC Country Programmes



** Percentages based on 36 SGP LDC programmes that reported this year*

Use of market-based initiatives to support sustainability of projects (% of SGP LDCs Portfolio)

Green products	42%
Ecotourism	33%
Certification	8%
Payment for ecosystem services	6%
Microcredit schemes	19%
Revolving funds	36%

Contributions to Agenda 2030 and Sustainable Development Goals (% of SGP LDCs Portfolio)

SDG 1: End poverty in all its forms everywhere	56%
SDG 2: End hunger, achieve food security and improved nutrition and promote sustainable agriculture	69%
SDG 3: Ensure healthy lives and promote well-being for all at all ages	39%
SDG 4: Ensure inclusive and equitable quality education and promote lifelong learning opportunities for all	19%
SDG 5: Achieve gender equality and empower all women and girls	58%
SDG 6: Ensure availability and sustainable management of water and sanitation for all	47%
SDG 7: Ensure access to affordable, reliable, sustainable and modern energy for all	44%
SDG 8: Promote sustained, inclusive and sustainable economic growth, full and productive employment and decent work for all	28%
SDG 9: Build resilient infrastructure, promote inclusive and sustainable industrialization and foster innovation	25%
SDG 10: Reduce inequality within and among countries	17%
SDG 11: Make cities and human settlements inclusive, safe, resilient and sustainable	8%
SDG 12: Ensure sustainable consumption and production patterns	33%
SDG 13: Take urgent action to combat climate change and its impacts	64%
SDG 14: Conserve and sustainably use the oceans, seas and marine resources for sustainable development	19%
SDG 15: Protect, restore and promote sustainable use of terrestrial ecosystems, sustainably manage forests, combat desertification, and halt and reverse land degradation and halt biodiversity loss	75%
SDG 16: Promote peaceful and inclusive societies for sustainable development, provide access to justice for all and build effective, accountable and inclusive institutions at all levels	17%
SDG 17: Strengthen the means of implementation and revitalize the global partnership for sustainable development	28%

OTHER EFFECTIVENESS MEASURES

Knowledge products organized and shared across countries	51
Countries with Gender Focal Points	33
Countries with Youth Focal Points	32
Countries with Indigenous People Focal Points	14
Number of monitoring visits to projects	532

36 LEAST DEVELOPED COUNTRIES COVERED IN THIS ANALYSIS

Afghanistan

Benin

Bhutan

Burkina Faso

Burundi

Cambodia

Central African Republic

Comoros

Congo, DR

Djibouti

Eritrea

Ethiopia

Gambia

Guinea

Guinea-Bissau

Haiti

Kiribati

Lao

Lesotho

Liberia

Madagascar

Malawi

Mali

Mauritania

Mozambique

Nepal

Niger

Rwanda

Senegal

Sierra Leone

Tanzania, United Republic of

Timor Leste

Togo

Uganda

Yemen

Zambia