



# SMALL GRANTS PROGRAMME RESULTS REPORT (FY 2017-2023)

---

## ZIMBABWE



# COUNTRY REPORT CARD

## FY 2017-2023

PORTFOLIO PROFILE SINCE INCEPTION			
Country Programme Name	Zimbabwe		
Year Started	1994		
	<b>GEF</b>	<b>Non-GEF</b>	<b>Total</b>
Number of projects	205	-	<b>205</b>
Grant amount committed	7,718,546	-	<b>7,718,546</b>
Project level co-financing in cash	2,931,558	-	<b>2,931,558</b>
Project level co-financing in kind	13,877,637	-	<b>13,877,637</b>
Total co-financing *	<b>16,809,195</b>		
Source: SGP database as of 2023			
* Total co-financing = Total project level co-financing (in cash and in kind) + Non-GEF grant amount committed			

	July 2016 - June 2017	July 2017 - June 2018	July 2018 - June 2019	July 2019 - June 2020	July 2021 - June 2022	July 2022 - June 2023	Total Value 2016 - 2023
<b>Focal Area Distribution (by completed projects)</b>							
Biodiversity	2	3	1	2	-	1	9
Climate Change	-	1	1	2	-	4	8
Land Degradation	1	1	1	1	-	-	4
Sustainable Forest Management	-	1	-	-	-	-	1
Capacity Development	-	-	-	2	-	-	2
Chemicals and Waste	-	-	-	1	2	2	5
<b>Total Projects Completed</b>	<b>3</b>	<b>6</b>	<b>3</b>	<b>8</b>	<b>2</b>	<b>7</b>	<b>29</b>

Source: Reporting by Country Programme as part of Annual Monitoring Process (2016-2023)

	July 2016 - June 2017	July 2017 - June 2018	July 2018 - June 2019	July 2019 - June 2020	July 2020 - June 2021	July 2021 - June 2022	July 2022 - June 2023	Total Value 2016 - 2023 **
** Kindly note the total values 2016-2023 have undergone comprehensive quality assurance that supports aggregation of results over time. This includes removal of duplicative data over time and/or inclusion of more results based on verification by SGP country teams.								
<b>PROGRESS TOWARDS FOCAL AREA OBJECTIVES</b>								
<b>Biodiversity</b>								
Number of biodiversity projects completed	2	3	1	2	-	-	1	9
Number of biodiversity-based products sustainably produced	5	5	3	8	-	-	20	41
Number of significant species conserved	49	118	16	27	-	-	20	230
Number of target landscapes/seascapes under improved community conservation and sustainable use	1	1	1	1	-	-	1	5
Hectares of target landscapes/seascapes under improved community conservation and sustainable use	52	231	38	237	-	-	20	578
<b>Climate Change</b>								
Number of climate change projects completed	-	1	1	2	-	-	4	8
Did the country programme address community-level barriers to deployment of low-GHG technologies? (yes/no)	-	Yes	Yes	Yes	-	-	Yes	4
Hectares of forests and non-forest lands with restoration and enhancement of carbon stocks initiated through completed projects	-	3	-	124	-	-	5	132
Number of typologies of community-oriented, locally adapted energy access solutions with successful demonstrations or scaling up and replication	-	2	2	1	-	-	2	7
Number of households achieving energy access co-benefits (ecosystem effects, income, health and others)	-	49	49	115	-	-	318	531

	July 2016 - June 2017	July 2017 - June 2018	July 2018 - June 2019	July 2019 - June 2020	July 2020 - June 2021	July 2021 - June 2022	July 2022 - June 2023	Total Value 2016 - 2023 **
<b>Breakdown of projects</b>								
Low carbon technology and renewable energy projects	-	1	1	1	-	-	2	5
Conservation and enhancement of carbon stocks projects	-	1	-	1	-	-	1	3
<b>Land Degradation</b>								
Number of land degradation projects completed	1	1	1	1	-	-	-	4
Number of community members with improved actions and practices that reduce negative impacts on land uses	2,366	262	262	968	-	-	-	3,858
Number of community members demonstrating sustainable land and forest management practices	2,366	262	142	968	-	-	-	3,738
Hectares of land brought under improved management practices	18	4	7	8	-	-	-	37
Number of farmer leaders involved in successful demonstrations of agro-ecological practices	220	243	142	39	-	-	-	644
Number of farmer organizations, groups or networks disseminating climate-smart agroecological practices	9	2	1	3	-	-	-	15
<b>Sustainable Forest Management</b>								
Number of sustainable forest management projects completed	-	1	-	-	-	-	-	1
Hectares restored through improved forest management practices	-	8	-	-	-	-	-	8
<b>Chemicals and Waste</b>								
Number of chemicals and waste projects completed	-	-	-	1	-	2	2	5
Number of mercury management projects completed	-	-	-	-	-	2	2	4
Pesticides properly disposed (kg)	-	-	-	150	-	-	-	150

	July 2016 - June 2017	July 2017 - June 2018	July 2018 - June 2019	July 2019 - June 2020	July 2020 - June 2021	July 2021 - June 2022	July 2022 - June 2023	Total Value 2016 - 2023 **
Mercury avoided, reduced or sustainably managed (kg)	-	-	-	-	-	194	53	247
Number of national coalitions and networks on chemicals and waste management established or strengthened	-	-	-	1	-	2	2	5
<b>Community-Based Tools/Approaches Deployed as Part of the Portfolio</b>								
Sustainable pesticide management	-	-	-	Yes	-	-	-	1
Organic farming	-	-	-	Yes	-	-	-	1
Development of alternatives to chemicals	-	-	-	-	-	Yes	Yes	2
Heavy metals (such as mercury) management	-	-	-	-	-	Yes	Yes	2
Awareness raising and capacity development	-	-	-	-	-	Yes	Yes	2
<b>Capacity Development</b>								
Number of capacity development projects completed	-	-	-	2	-	-	-	2
Number of civil society organizations with strengthened capacities	-	-	45	65	-	-	-	110
Number of community-based organizations with strengthened capacities	-	-	35	69	-	-	-	104
Number of people with improved capacities to address global environmental issues at the community level	-	-	80	134	-	-	-	214
<b>GRANTMAKER PLUS</b>								
<b>CSO-Government Dialogue</b>								
Number of CSO-government dialogues supported	-	-	-	1	-	-	-	1
Number of CSO/CBO representatives involved in the dialogues	-	-	-	226	-	-	-	226

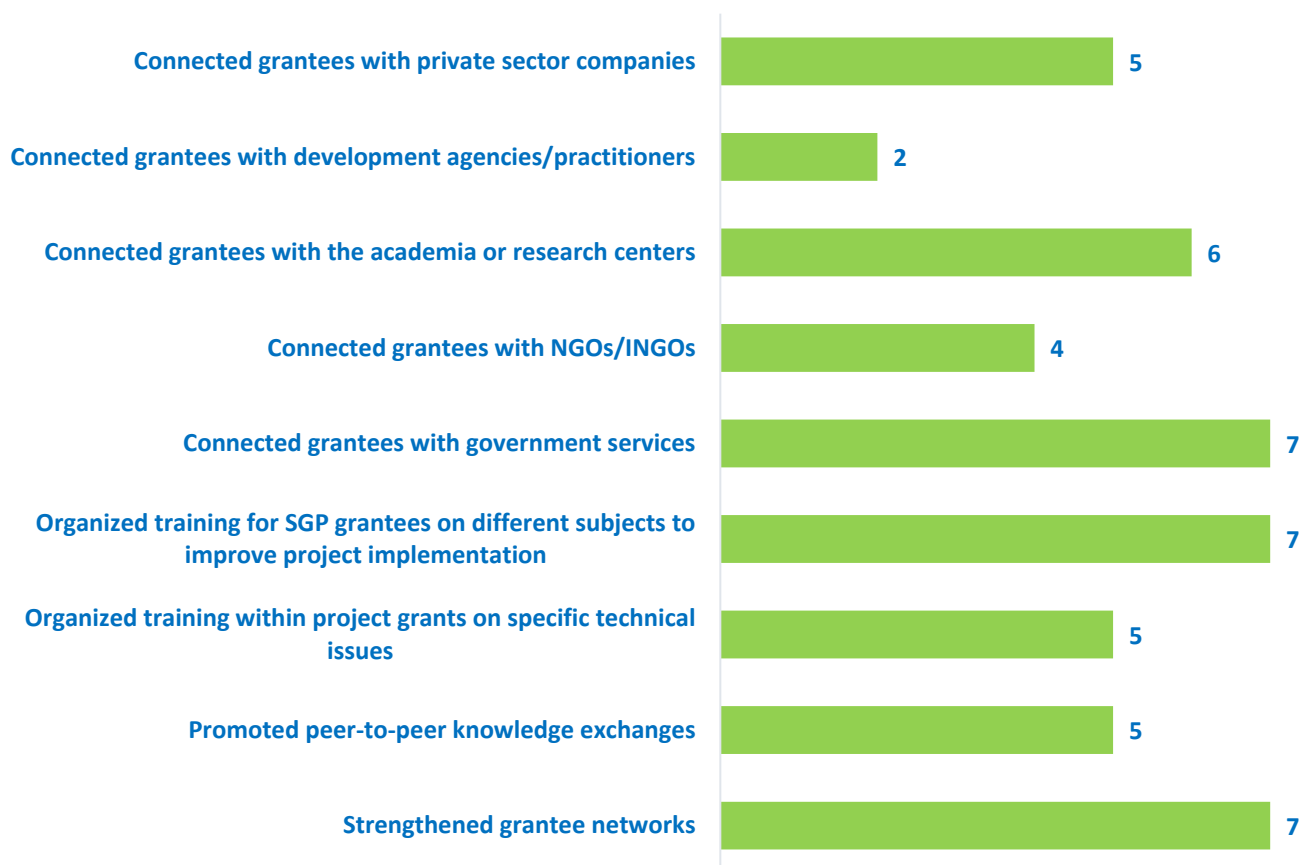
	July 2016 - June 2017	July 2017 - June 2018	July 2018 - June 2019	July 2019 - June 2020	July 2020 - June 2021	July 2021 - June 2022	July 2022 - June 2023	Total Value 2016 - 2023 **
<b>Gender</b>								
Number of gender responsive completed projects	3	5	3	8	-	2	7	28
Number of completed projects led by women	2	4	2	3	-	1	4	16
Programme Management: NSC gender focal point (yes/no)	Yes	Yes	Yes	Yes	Yes	Yes	Yes	7
<b>Youth</b>								
Number of completed projects that included youth	3	5	3	8	-	2	7	28
Number of youth organizations	1	-	-	1	-	-	-	2
Programme Management: NSC youth focal point (yes/no)	Yes	Yes	Yes	Yes	Yes	Yes	Yes	7
<b>Persons with Disability</b>								
Number of disabled persons organizations	-	-	-	-	-	4	2	6
<b>BROADER ADOPTION (Scaling up, Replication, Policy Influence, Improving Livelihoods)</b>								
Projects replicated or scaled up	2	3	3	5	-	-	1	14
Projects with policy influence	2	-	-	1	-	-	-	3
Projects improving livelihoods of communities	3	5	3	6	-	2	7	26
<b>PROGRAMME EFFECTIVENESS</b>								
Peer-to-peer exchanges conducted	3	1	3	3	-	-	1	11
Community-level trainings conducted	8	4	3	3	1	2	6	27
Number of projects monitored through field visits	10	7	12	5	7	12	21	74

	July 2016 - June 2017	July 2017 - June 2018	July 2018 - June 2019	July 2019 - June 2020	July 2020 - June 2021	July 2021 - June 2022	July 2022 - June 2023	Total Value 2016 - 2023 **
<b>PROGRAMME MANAGEMENT</b>								
<b>National Steering Committee</b>								
Number of NSC meetings occurred during the reporting period	4	3	3	4	5	5	5	29
Average number of NSC members that participated in each NSC meeting	7	6	9	9	8	9	6	8

## GRAPHICAL REPRESENTATION OF KEY RESULTS

Interpreting the Green Bars in Graphs: The presence of green bars indicates the number of years that the country programme has achieved specific results. If a green bar is absent, it signifies that while the associated result is not observed in the country programme, it is still evident in the overall aggregated SGP portfolio.

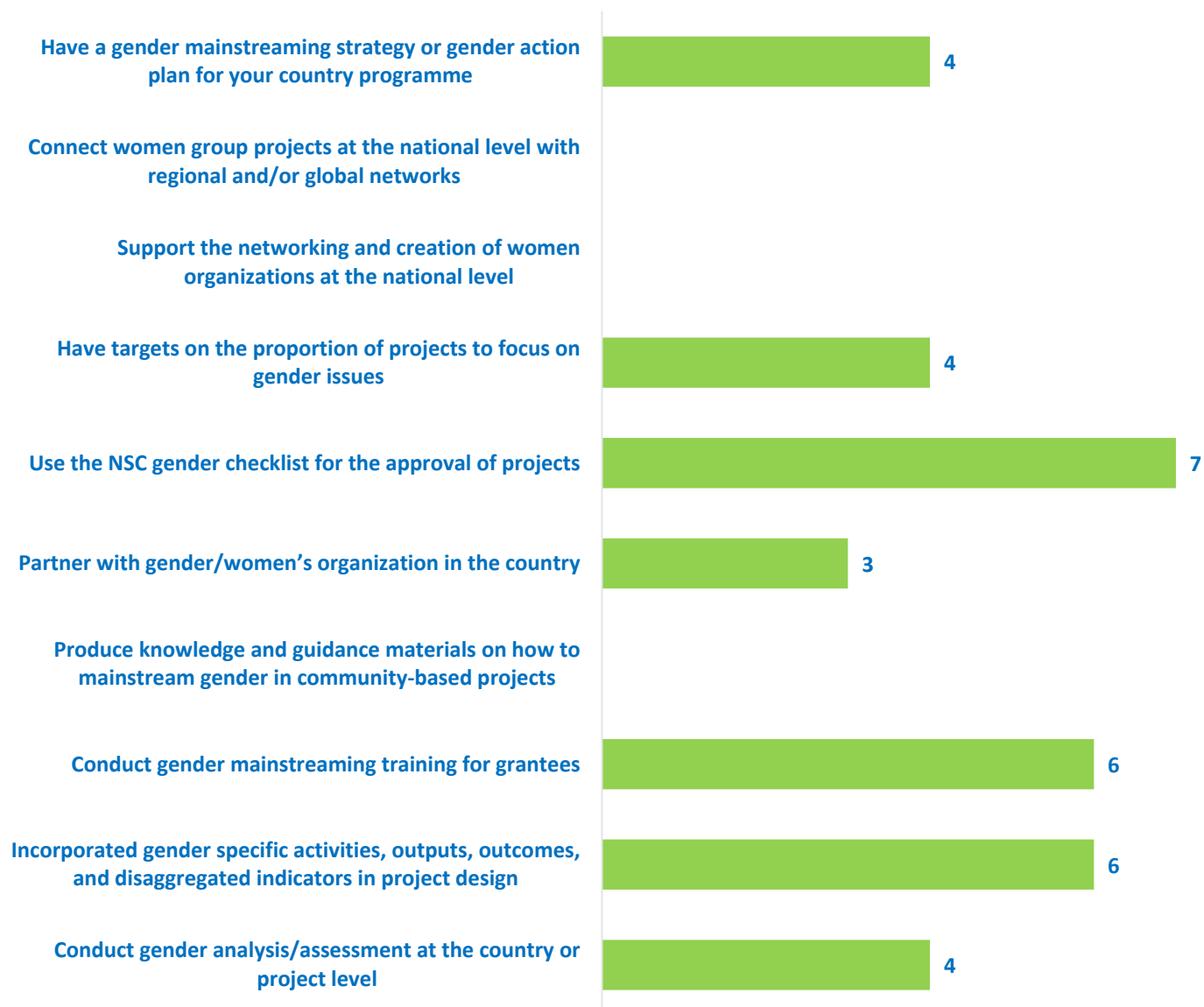
### Number of Years Country Programme Deployed Capacity Development Strategies (Over 7-year reporting period from 2017-2023)



Source: Annual Monitoring Report 2017-2023

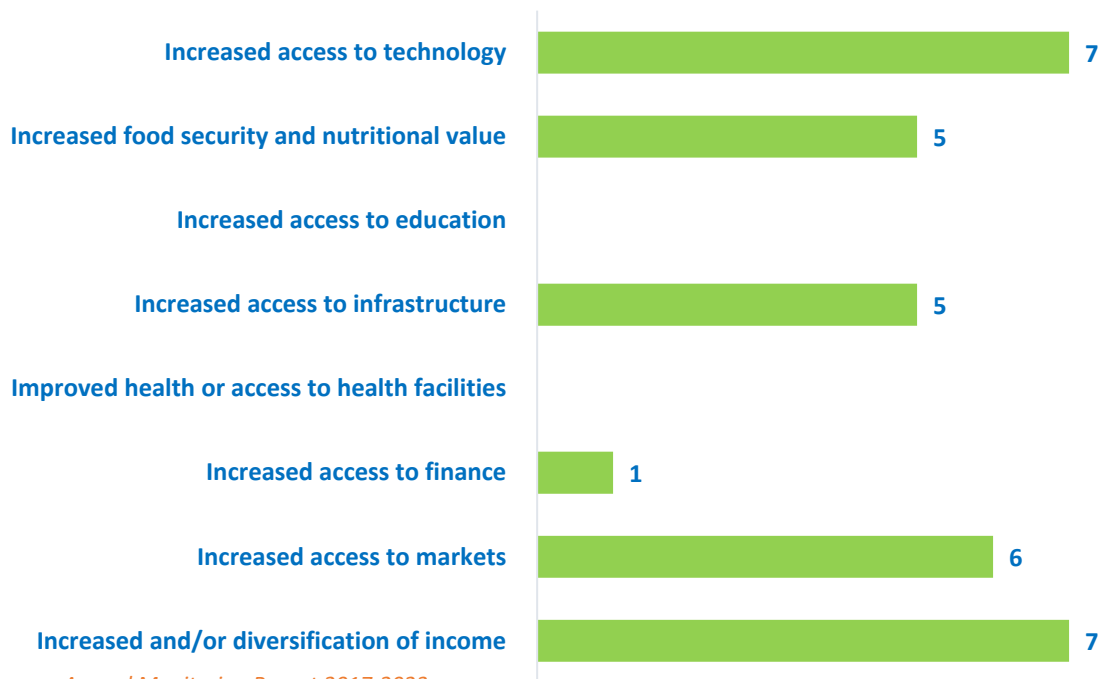


**Number of Years Country Programme Deployed Gender Mainsreaming Strategies  
(Over 7-year reporting period from 2017-2023)**



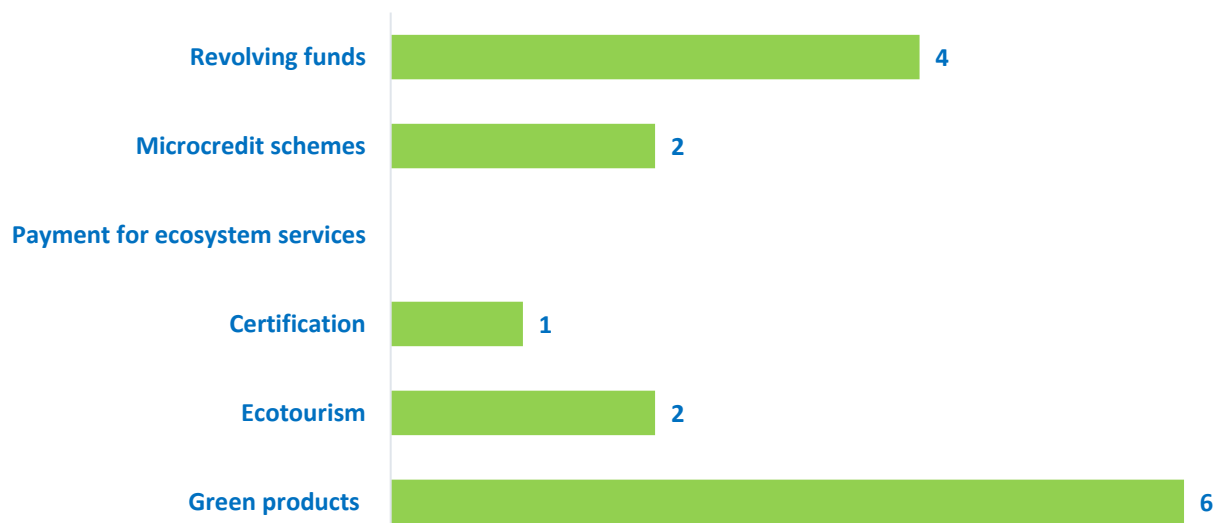
Source: Annual Monitoring Report 2017-2023

**Number of Years Country Programme Deployed Strategies to Improve Community Livelihoods and Quality of Life  
(Over 7-year reporting period from 2017-2023)**



Source: Annual Monitoring Report 2017-2023

**Number of Years Country Programme Deployed Market-based and Financial Mechanisms to Improve Community Livelihoods  
(Over 7-year reporting period from 2017-2023)**



Source: Annual Monitoring Report 2017-2023

**Number of Years Country Programme Addressed Sustainable Development Goals  
(Over 7-year reporting period from 2017-2023)**



## EXAMPLES OF PROJECT RESULTS

### Climate Change

In **Zimbabwe**, SGP supported grantee, *Gweru Diocese Caritas Administration*, in mitigating the effects of climate change among community households through the installation of two solar-powered systems to pump water from the borehole and establish a nutrition garden near the borehole site. To this end, a borehole was drilled with a depth of 80 meters and water yielding capacity ranges between 1,080 liters to 2,000 liters per hour. One solar-powered system was connected at Sarai village for pumping water for domestic and irrigation purposes. Furthermore, training workshops were organized in 5 villages in order to raise awareness of environmental protection and the Ministry of Agriculture, Mechanization and Irrigation Development conducted training on catchment protection and how to construct gabions to curb the problem of siltation in water systems. CARITAS produced 230 awareness materials that were distributed to project members and partners. Overall, the project has benefitted 49 men, 91 women and 75 youths. **(Source: Annual Monitoring Report, 2018-2019)**

### South-South Exchange

In *South Africa*, SGP supported an exchange with the *African Centre for Holistic Management (ACHM)* in **Zimbabwe**, wherein a group of trainers from ACHM visited the *Thlolego Centre in Rustenburg*, South Africa to share their knowledge on sustainable land practices. The methodology was based on managing livestock grazing to protect the local ecosystems, while maintaining and improving ecosystem productivity. The project's target areas were in the Northwest and Limpopo provinces which have been severely affected by land degradation due to overgrazing and agricultural mismanagement. The approach used livestock as a tool of land restoration by combining cattle, sheep and goats into large herds to harness the power of their hooves to break up hard ground so air and water can penetrate, and to trample down old grass such that soil is less prone to the drying effects of sun and wind. Their waste fertilizes the hoof-prepared soil, and grazing (which is timed to prevent overgrazing) keeps perennial grasses healthy, greatly minimizing the need to burn them and expose soil. This system is intended to mimic how grazers in the wild behave when part of a natural predator/prey dynamic- a pattern Grasslands Ecosystem is adapted to.

Over a week, trainers instructed local livestock owners, Government representatives, grantee staff, community members, and traditional leaders on integrated resource management, and how to implement sustainable grazing systems. Over 40 people participated in these sessions and the *Thlolego Centre* put aside a piece of land to demonstrate the applicability of these practices in arresting desertification and land degradation, and to establish a learning center in the near future. **(Source: Annual Monitoring Report, 2016-2017)**

### Social Inclusion – Gender

In **Zimbabwe**, SGP supported a women-led organization whose mission is to promote and build the capacity of rural women in the Zambezi Valley to realize their full socio-economic potential. Founded in 2009 to spearhead women empowerment projects, the Trust has uplifted the lives of over 3,000 women to date through women's forums, networking, capacity building, infrastructural development, market linkages, and facilitating access to finance. With SGP funding, a project is working with 300 Tonga women to empower them to participate in planning, decision making and project implementation. Traditionally, Tonga women are reserved and do not want to participate in leadership positions. However, with SGP support, the women are now involved in clearing a site for an ecotourism center, gully reclamation, tree planting, crafts making and establishment of a 0.5-hectare garden. Overall, the women contributed with labor and other local materials including quarry stones and sand during project implementation. Women's participation in the garden helped improve livelihoods in an area that is one of the driest regions of Zimbabwe. Now the women have access to water through irrigation pipes and taps in the garden, which improved their safety considerably as they no longer have to trek to a crocodile-infested river for their water needs. As a result, both men and women equitably share the proceeds generated from the garden activity, and the women participate in decision-making on par with the men. **(Source: Annual Monitoring Report, 2017-2018)**

In **Zimbabwe**, a women-led project implemented by the Mthandazo Women Miners Association Trust empowered women to reduce the use of mercury in mining and addressed the negative environmental impacts of mining at the service center in the town of Gwanda in Matebeleland South Province. A total of 48 local women in mining were engaged in the project. The project purchased 20 retorts, two gas bottles, materials for the construction of a 30,000-liter water tank used to store water for the cyanidation process, stamp mill consumables, and materials for constructing cyanidation tanks. Protective clothing for miners was also procured, including reflective work suits, safety hard hats, dust coats, gloves, gumboots, and high-cut shoes for mining activities. Three cyanidation tanks were constructed and are in use. The members of the Mthandazo Women Miners Association were trained by the local Environment Management Agency officers on the use of retorts for gold processing. The main objective of the training workshop was to raise awareness of the danger of mercury as a gold-attracting agent and the peril of open-burning amalgam to promote safe mercury handling methods and use. As results, 800 tons of sand were relocated to proper dumping site. The amount of mercury use was reduced to 4 kg between May 2021 and April 2022. **(Source: Annual Monitoring Report, 2021-2022)**

### Social Inclusion – Persons with Disabilities

In **Zimbabwe**, SGP grantee *Masvingo Community-based HIV/AIDS and Vulnerable Children Organization (MACOBAO)*, involved persons with disabilities in the implementation of a project on prevention of land degradation through environmental management and enhancement of community livelihoods through climate resilience and mitigation strategies. Individuals with different disabilities/ special needs participated in training in organic farming practices, construction of organic farming gardens and organic farming methods, gully reclamation, commemoration of the wetlands' day and tree planting days. Beneficiaries were also capacitated to actively participate in local and national environmental issues and make informed decisions upon consultation- contributing to local leadership, inclusive involvement of communities, supporting continuation and expansion of the activities. **(Source: Annual Monitoring Report, 2016-2017)**

In **Zimbabwe**, *Zimbabwe National Association for Mental Health (ZIMNAHM)* conducted a project focused on the restoration of the natural ecosystem and biodiversity within the *Tirivanhu Therapeutic Community (TTC)*. Located in *Ruwa* under *Goromonzi district*, the *TTC* serves as a rehabilitation center for individuals with mental disabilities who are enrolled as referrals from the *Department of Social Welfare*, mental health hospitals, *Zimbabwe Prison Services*, and other mental health institutions across the country, offering comprehensive rehabilitation and life skills training. The project enhanced the therapeutic and training aspects of *TTC* by conserving and restoring 12 hectares of natural forest where 5,000 trees were planted. A nursery was established that raised a variety of tree species seedlings. A landscape garden covering two hectares was cultivated with 4,000 ornamental trees and shrubs. Four smart agroecology training sessions were conducted. In addition, the project improved water access by drilling two boreholes, fitting one with a solar pump, and installing three water tanks, benefitting more than 60 households in surrounding communities.

As a result, 81 persons with disabilities (47 men and 34 women) benefitted from the rehabilitation and enhanced food security through on-site crop cultivation. Besides, the project is working on income generation by transforming the landscaped garden area into a potential venue for functions. **(Source: Annual Monitoring Report, 2022-2023)**

### Scaling up, Replication and Policy Influence

In **Zimbabwe**, a project completed by *SCOPE Zimbabwe* continued to grow as the project concept introduced in schools was being replicated both within and outside the country to regenerate the schoolyards into various food production zones through the Integrated Land Use Design (ILUD) approach. *SCOPE* is a vibrant and practical environmental education programme, assisting schools to redesign and rationalize land use for sustainable resource use. *ILUD* is a whole landscape design knitting together different agro-systems, demonstrating ecological good practices that include crop diversification, organic soil fertility management, and reclaiming of degraded landscapes. The establishment of nurseries at the schools and the livestock integration generated income for the schools. The school gardens provided fresh vegetables and fruits, saving significant money on food for school-based feeding programmes. The improved access to clean water from

boreholes coupled with rainwater harvesting contributed to replenishing clean water supplies. The free-range chicken rearing as part of the agroecology project design generated income and provided manure for the garden and field production, hence increasing productivity. Within Zimbabwe, the SCOPE approach was replicated in over 200 schools and attracted the attention of the government through the Environmental Management Agency (EMA) and the Ministry of Education. *SCOPE Zimbabwe* has signed a Memorandum of Understanding with EMA and the Ministry of Education. At the international level, countries that have adopted this approach through other SCOPE country chapters include SCOPE Malawi, SCOPE Kenya, SCOPE Uganda and SCOPE Zambia. The work was also shared through the Global Ecovillage Network (GEN) in which *SCOPE Zimbabwe* is an active member. **(Source: Annual Monitoring Report, 2020-2021)**

### Innovation Programme

In **Zimbabwe**, the *Gingie West Mining Syndicate* implemented a pilot project under the Innovation Programme on reducing mercury in artisanal small-scale gold mining. The project is led by women and located in the *Sebakwe River* basin, near *Kwekwe City*. The primary objective of the project is to promote sustainable and environmentally friendly gold mining practices by eliminating the use of mercury, a highly toxic substance commonly used in artisanal gold extraction. To achieve a mercury-free gold extraction process, the *Gingie West Mining Syndicate* upgraded their mining site and procured essential equipment such as two shaking tables, a crusher, four solar lights, etc. They drilled boreholes and fitted solar pumps, enabling gold separation without the need for mercury. The project also constructed a slimes dam to manage tailings responsibly and filled up three open shafts to rehabilitate the land affected by mining activities. By setting up a perimeter fence around the milling center and collaborating with various governmental agencies, including the Zimbabwe Republic Police, the Environment Management Agency, the Ministry of Mines and Mining Development, the Institute of Mining Research, the Zimbabwe Rural District Council, and the Kwekwe City Council, the *Gingie West Mining Syndicate* ensured compliance with environmental regulations and promoted responsible mining practices.

The project directly benefited 400 individuals, providing 100 beneficiaries access to clean drinking water at the project site and training 300 small-scale miners on the hazards of using mercury. Additionally, the project serves as a demonstration for local artisanal miners, showcasing effective and sustainable gold processing methods that do not involve mercury. **(Source: Annual Monitoring Report, 2022-2023)**

## ALIGNMENT OF OP7 COUNTRY PROGRAMME STRATEGY WITH NATIONAL PRIORITIES

List of relevant conventions:

Multilateral Environmental Agreements	Date of ratification
UN Convention on Biological Diversity (CBD)	29 December 1993
UN Convention to Combat Désertification (UNCCD)	23 September 1997
Minamata Convention on Mercury	Signed and working towards ratification.
Ramsar	3 May 2013
UN Framework Convention on Climate Change (UNFCCC)	3 November 1992
Kyoto protocol	30 June 2009
Paris Agreement	1 August 2017
Stockholm Convention on Persistent Organic Pollutants (POPs)	1 March 2012

List of relevant national/regional plans or programmes:

Name of Plan/strategy	Operational period
CBD National Biodiversity Strategy and Action Plan (NBSAP) <sup>3</sup>	2011 - 2020
Nagoya Protocol on Access and Benefit-Sharing (ABS)	Signed in 2014 and yet to be ratified <sup>4</sup>
UNFCCC National Communications (1 <sup>st</sup> , 2 <sup>nd</sup> , 3 <sup>rd</sup> <sup>5</sup> )	The 3 <sup>rd</sup> 2013 -2016 (communications are at four year intervals)
UNCCD National Action Programmes (NAP)	2000 - 2025
SC National Implementation Plan (NIP)	2017
GEF National Capacity Self-Assessment (NCSA)	2006

UNDP-implemented Small Grants Programme is delivering integrated results at the country level supporting local level capacities aligned with multiple Multilateral Environmental Conventions. This includes support to work for CBD National Biodiversity Strategy and Action Plan (NBSAP), UNFCCC Nationally Determined Contributions (NDCs), Nationally Appropriate Mitigation Actions (NAMA) and National Adaptation Plans of Action (NAPA), UNCCD National Action Programmes (NAP), and localization of Sustainable Development Goals, amongst many others.

## METHODOLOGICAL BASIS OF COUNTRY REPORT

- Results aggregations over time are only for completed projects.
- With SGP's rolling modality, results reflect all ongoing operational phases during the indicated period. Please refer to the total projects completed on the first page for information in this regard.
- The source of reported results is the annual monitoring process, which is part of the annual monitoring requirements for each country programme. Additionally, evaluative evidence sources have also been leveraged, if available for the country programme.
- This results report benefits from extensive quality assurance. All information across all countries in the portfolio is harmonized, verified, and evidenced before being reported. Several layers of this quality assurance have been implemented in the generation of this report and there are no result duplications across years. This point is important not only for a specific unit of measurement (i.e., indicator selected) but also for results aggregation across years in a given operational phase. Reported results include both direct and indirect global-environmental and socio-economic benefits. This is due to SGP's work in two key areas:
  - SGP works towards behavioural change at individual, organizational, and community levels. Social determinants that shape human interaction with the environment play an important role, especially at the community level, as sustainability and the continuation of environmental gains often depend on them. These factors include positive shifts in knowledge, attitudes, practices, social and cultural norms, and conventions. Such interventions shape not only demand but also communication between community leaders and other influencers in promoting the adoption of environmentally friendly behaviours and practices. Often, SGP projects have ripple effects that go well beyond the direct scope of the project, emphasizing the importance of measuring indirect impact.
  - Encouraging Community Action for Environmental Change. For many years, SGP has focused on promoting and supporting local community groups to bring about broader and sustainable environmental change. This approach is a key aspect of SGP's work and recognizes the power of motivated community groups to create significant impact and drive positive transformation. Community group action refers to informal gatherings of individuals and organizations in the community who share a common belief and purpose. It involves taking practical steps over time to address environmental and socioeconomic challenges and creating positive change. This grassroots-level approach relies on the active involvement and empowerment of the community, with the initial efforts acting as a catalyst for further mobilization. By encouraging self-governance and involving those most affected by the issues, community action can extend its influence to more people in the community, underscoring the importance of measuring indirect impact.