



SGP The GEF
Small Grants
Programme



SMALL GRANTS PROGRAMME RESULTS REPORT (FY 2017-2023)

MALAWI



COUNTRY REPORT CARD

FY 2017-2023

PORTFOLIO PROFILE SINCE INCEPTION			
Country Programme Name	Malawi		
Year Started	2009		
	GEF	Non-GEF	Total
Number of projects	80	9	89
Grant amount committed	2,305,000	280,000	2,585,000
Project level co-financing in cash	1,306,095	49,149	1,355,243
Project level co-financing in kind	1,048,847	92,366	1,141,212
Total co-financing *	2,776,456		
Source: SGP database as of 2023			
* Total co-financing = Total project level co-financing (in cash and in kind) + Non-GEF grant amount committed			

	July 2016 - June 2017	July 2017 - June 2018	July 2018 - June 2019	July 2020 - June 2021	July 2021 - June 2022	Total Value 2016 - 2023
Focal Area Distribution (by completed projects)						
Climate Change	-	1	6	1	-	8
Land Degradation	1	-	5	-	-	6
Sustainable Forest Management	-	-	1	-	-	1
Capacity Development	2	-	-	-	1	3
Total Projects Completed	3	1	12	1	1	18

Source: Reporting by Country Programme as part of Annual Monitoring Process (2016-2023)

	July 2016 - June 2017	July 2017 - June 2018	July 2018 - June 2019	July 2020 - June 2021	July 2021 - June 2022	Total Value 2016 - 2023 **
** Kindly note the total values 2016-2023 have undergone comprehensive quality assurance that supports aggregation of results over time. This includes removal of duplicative data over time and/or inclusion of more results based on verification by SGP country teams.						
PROGRESS TOWARDS FOCAL AREA OBJECTIVES						
Climate Change						
Number of climate change projects completed	-	1	6	1	-	8
Did the country programme address community-level barriers to deployment of low-GHG technologies? (yes/no)	-	-	-	Yes	-	1
Hectares of forests and non-forest lands with restoration and enhancement of carbon stocks initiated through completed projects	-	36	62	-	-	98
Number of typologies of community-oriented, locally adapted energy access solutions with successful demonstrations or scaling up and replication	-	2	2	-	-	4
Number of households achieving energy access co-benefits (ecosystem effects, income, health and others)	-	18	5,482	-	-	5,500
Breakdown of projects						
Low carbon technology and renewable energy projects	-	1	1	-	-	2
Energy efficiency solutions projects	-	-	2	-	-	2
Conservation and enhancement of carbon stocks projects	-	-	1	-	-	1
Land Degradation						
Number of land degradation projects completed	1	-	5	-	-	6
Number of community members with improved actions and practices that reduce negative impacts on land uses	46	-	328	-	-	374

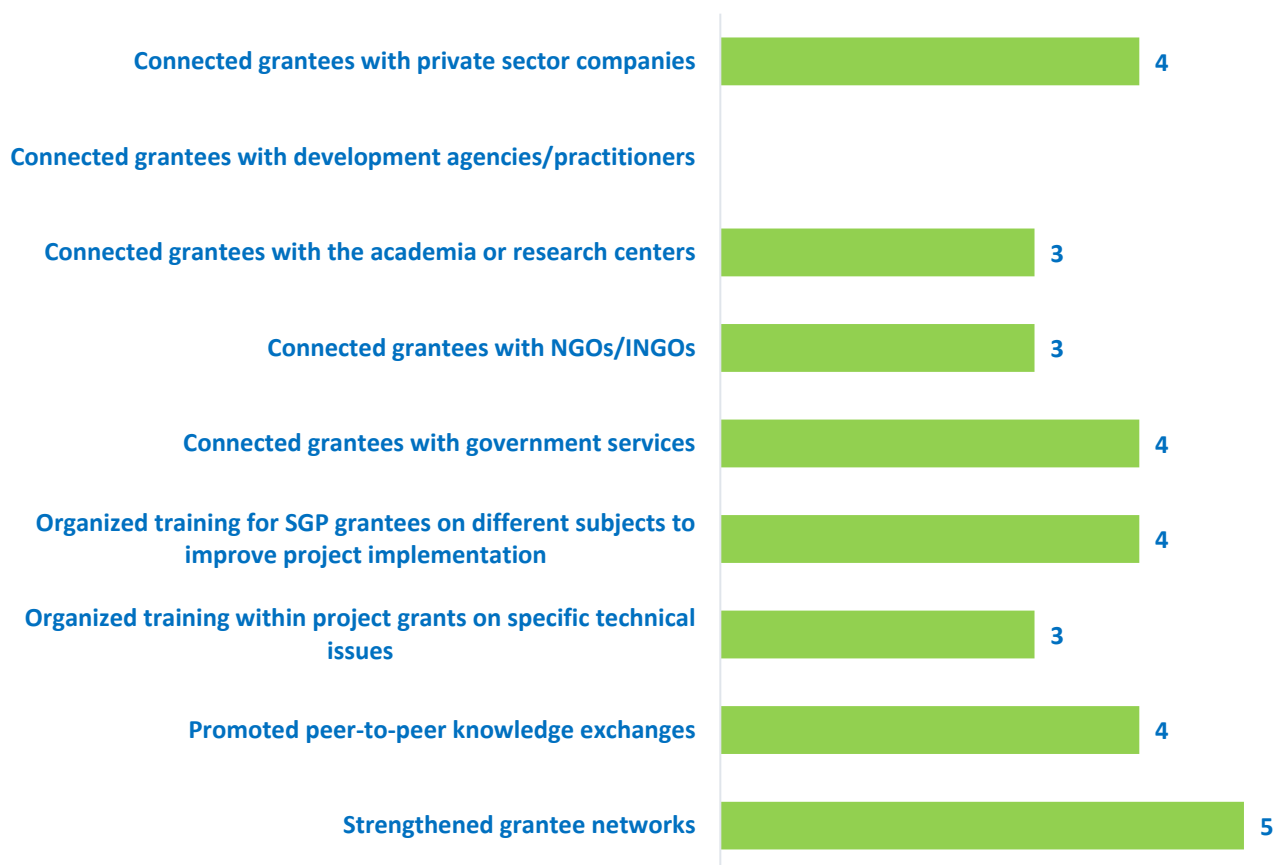
	July 2016 - June 2017	July 2017 - June 2018	July 2018 - June 2019	July 2020 - June 2021	July 2021 - June 2022	Total Value 2016 - 2023 **
Number of community members demonstrating sustainable land and forest management practices	46	-	1,617	-	-	1,663
Hectares of land brought under improved management practices	-	-	144	-	-	144
Sustainable Forest Management						
Number of sustainable forest management projects completed	-	-	1	-	-	1
Hectares restored through improved forest management practices	-	-	46	-	-	46
Capacity Development						
Number of capacity development projects completed	2	-	-	-	1	3
Number of civil society organizations with strengthened capacities	26	-	-	-	1	27
Number of community-based organizations with strengthened capacities	16	-	-	-	-	16
Number of people with improved capacities to address global environmental issues at the community level	1,037	-	-	-	3	1,040
GRANTMAKER PLUS						
Gender						
Number of gender responsive completed projects	3	1	12	-	1	17
Number of completed projects led by women	-	-	1	2	-	3
Programme Management: NSC gender focal point (yes/no)	Yes	Yes	Yes	-	Yes	4
Youth						
Number of completed projects that included youth	-	1	14	-	1	16

	July 2016 - June 2017	July 2017 - June 2018	July 2018 - June 2019	July 2020 - June 2021	July 2021 - June 2022	Total Value 2016 - 2023 **
Number of youth organizations	-	-	3	-	-	3
Programme Management: NSC youth focal point (yes/no)	Yes	Yes	Yes	-	Yes	4
BROADER ADOPTION (Scaling up, Replication, Policy Influence, Improving Livelihoods)						
Projects replicated or scaled up	-	-	-	5	-	5
Projects with policy influence	-	-	-	2	-	2
Projects improving livelihoods of communities	3	1	8	1	1	14
PROGRAMME EFFECTIVENESS						
Peer-to-peer exchanges conducted	-	2	6	-	-	8
Community-level trainings conducted	-	2	3	-	-	5
Number of projects monitored through field visits	2	9	10	-	7	28
PROGRAMME MANAGEMENT						
National Steering Committee						
Number of NSC meetings occurred during the reporting period	7	6	2	-	4	19
Average number of NSC members that participated in each NSC meeting	7	7	7	-	8	7

GRAPHICAL REPRESENTATION OF KEY RESULTS

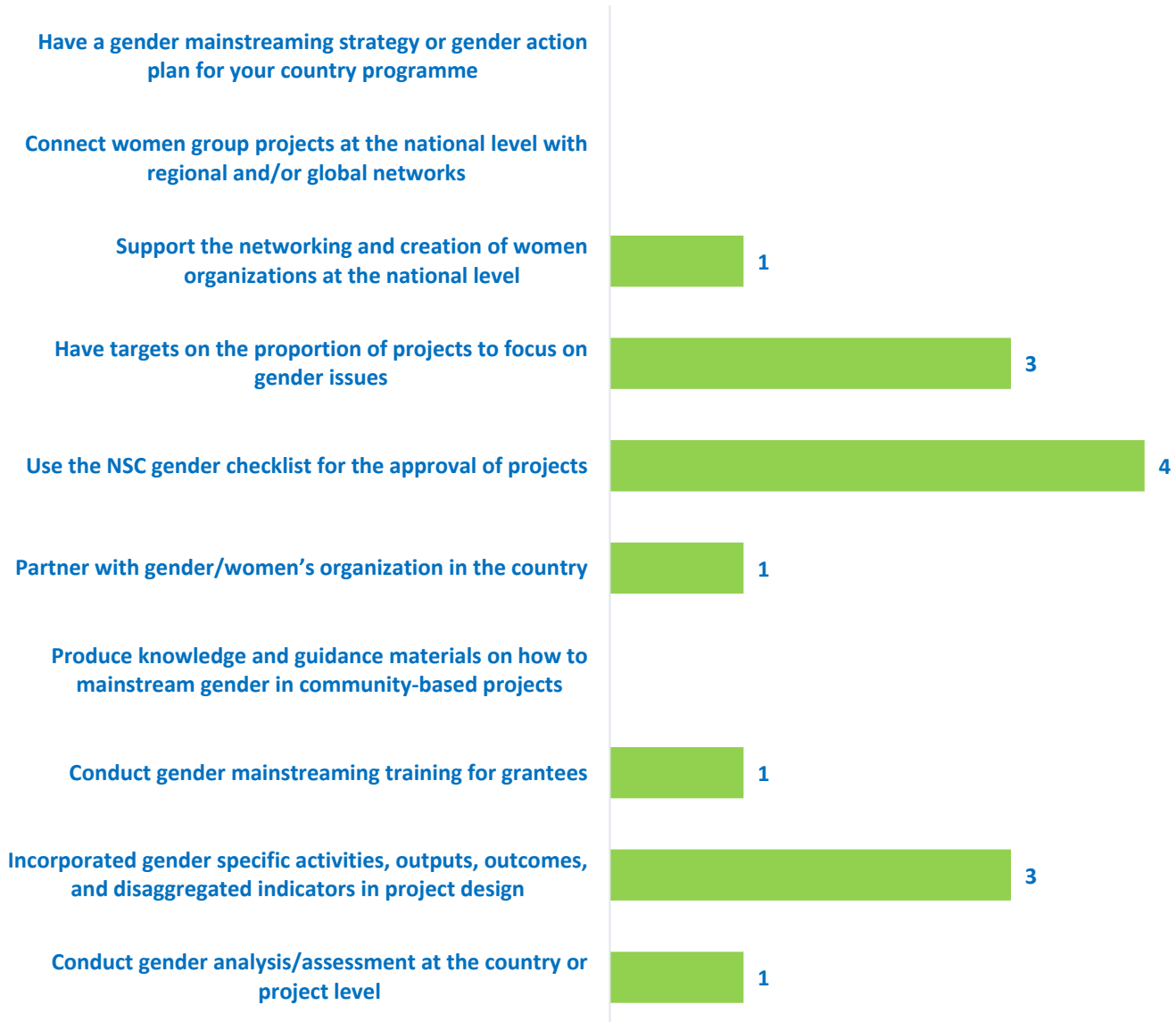
Interpreting the Green Bars in Graphs: The presence of green bars indicates the number of years that the country programme has achieved specific results. If a green bar is absent, it signifies that while the associated result is not observed in the country programme, it is still evident in the overall aggregated SGP portfolio.

Number of Years Country Programme Deployed Capacity Development Strategies (Over 7-year reporting period from 2017-2023)



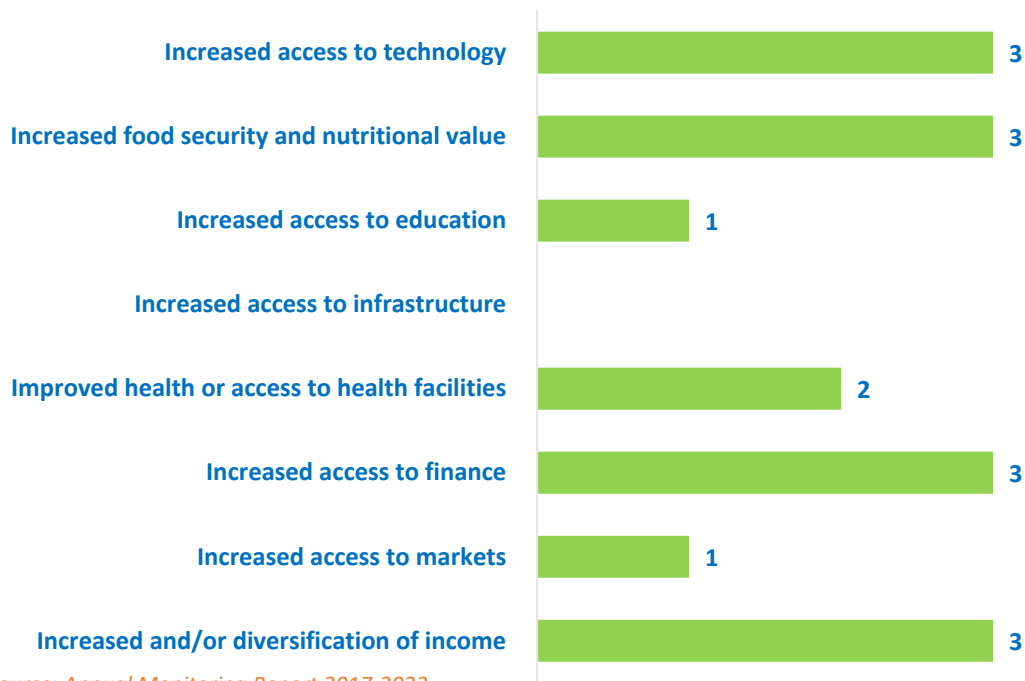
Source: Annual Monitoring Report 2017-2023

**Number of Years Country Programme Deployed Gender Mainsreaming Strategies
(Over 7-year reporting period from 2017-2023)**



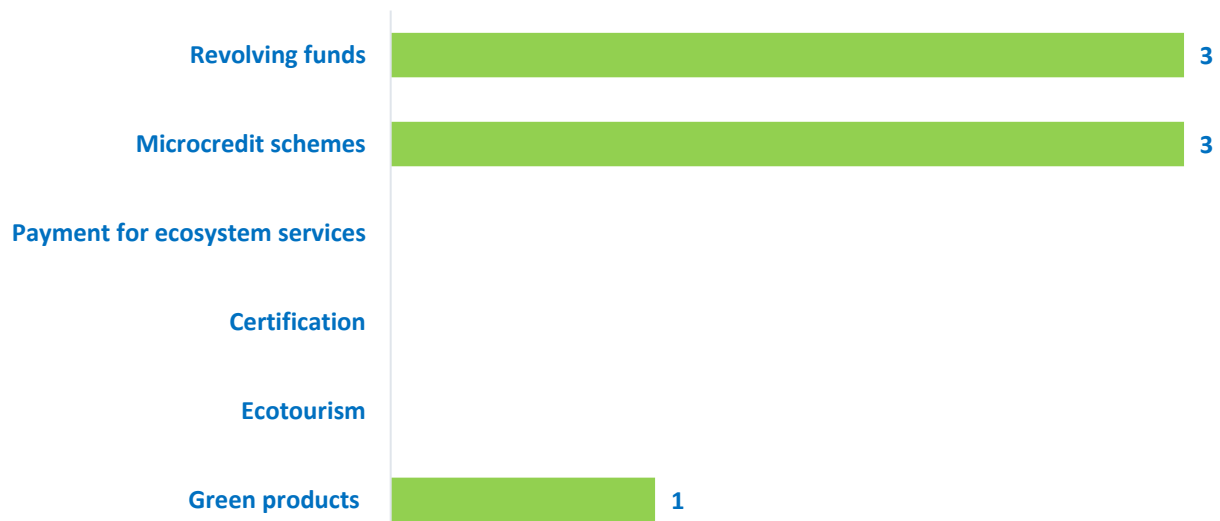
Source: Annual Monitoring Report 2017-2023

Number of Years Country Programme Deployed Strategies to Improve Community Livelihoods and Quality of Life
(Over 7-year reporting period from 2017-2023)



Source: Annual Monitoring Report 2017-2023

Number of Years Country Programme Deployed Market-based and Financial Mechanisms to Improve Community Livelihoods
(Over 7-year reporting period from 2017-2023)



Source: Annual Monitoring Report 2017-2023

**Number of Years Country Programme Addressed Sustainable Development Goals
(Over 7-year reporting period from 2017-2023)**



Source: Annual Monitoring Report 2017-2023

EXAMPLES OF PROJECT RESULTS

Climate Change

In **Malawi**, SGP supported grantee *Twesa in Community Development (TWESA)* in promoting improved cook stoves for sustainable climate change management in Kyungu, Karonga District. This area is severely affected by the impact of climate change and floods, happening due to the careless cutting down of trees by indigenous people for fish drying, charcoal burning, and the use of firewood energy for cooking. 3,150 energy-efficient cook stoves were introduced to benefit 3,096 households in 5 villages. One stove making ToT training was also conducted for 40 community trainers, 32 women, and 8 males. This has helped reduce the use of firewood, gas emissions, and the impact that fire has on women who are always in charge of cooking for the family. This project will represent a significant improvement for the environment and the community after its implementation, especially since forestry management will be enhanced and gas emissions will be significantly reduced. **(Source: Annual Monitoring Report, 2018-2019)**

Sustainable Forest Management

In **Malawi**, SGP supported grantee *Green Vision Environmental Organisation* in the enhancement of community-based forest management practices in the Phwezi-Bale-Chiweta area in Rumphu district in northern Malawi. Deforestation and forest degradation are very high in this area due to charcoal burning, unsanctioned settlements, steep slope cultivation, and firewood vending. Furthermore, charcoal producers and firewood vendors have also taken advantage of the lack of ownership of the forests by communities. The project addressed these challenges by ensuring that communities take control and ownership while also developing forest management plans and signing management agreements with the district council. The project also aimed to arrest deforestation and forest degradation taking place in the area through community-based forest management that ensured that communities take control of the forest resources. As key results, the project enhanced community capacity in sustainable forest management for 60 Village Natural Resources Management Committee members (34 males and 26 women) and their local leaders. 46 hectares of indigenous forest (Lumphafya) were also designated as a joint Village Forest Area (VFA) and 58.4 km firebreak was constructed around the VFA. A forest resource survey was also conducted to know the topography, features, and tree species found in the demarcated area. Business opportunities for beekeeping and indigenous fruit enterprises were also explored to support community livelihoods going forward Lumphafya VFA. **(Source: Annual Monitoring Report, 2018-2019)**

ALIGNMENT OF OP7 COUNTRY PROGRAMME STRATEGY WITH NATIONAL PRIORITIES

The following table shows the list of international conventions to Malawi as a party:

Conventions/ International planning frameworks	Date of ratification /completion
GEF-7 National Dialogues	
Convention on Biological Diversity (CDB)	2010
Nagoya Protocol on Access and Benefit-sharing (ABS)	2010
United Nations Framework Convention on Climate Change (UNFCCC)	1992
United Nations Convention to Combat Desertification (UNCCD)	1994
Stockholm Convention (SC) on Persistent Organic Pollutants (POPs)	2001
National Implementation Plan (PNMO) of the CS	2011
Minamata Convention (CM) on Mercury	2013
Sustainable Development Goals (SDGs) - UN 2030 Agenda	2015

The following table shows the national plans and strategies relevant to the SGP strategic areas:

Name of Plan/strategy	Operational period
Strategic Action Programmes (SAPs) for Shared International Water Bodies (IW)	2016 for SADC Regional SAP on Integrated Water Resources Development and Management. 2019 for the Shire River Aquifer System
National Biodiversity Strategy and Action Plan (NBSAP)	2015-2025
UNFCCC National Adaptation Action Plans (NAPAs)	From 2015
UNFCCC Nationally Appropriate Mitigation Measures (NAMA)	From 2012
Bonn Challenge	2016-2030
Forests and Landscape Restoration Strategy	From 2017
National Charcoal Strategy	2017-2027
National Waste Management Strategy (NWMS)	2019-2023
Malawi 2063	2020-2063
Voluntary National Reviews (NRVs) for the UNITED Nations SDGs	2020
Nationally Determined Contributions (NDCs) for the Paris Agreement	From 2022
National Communications to the UNFCCC (1st, 2 nd , 3 rd)	2002, 2011, 2020
National Action Programmes under the UNFCCC (NAP)	Under development

UNDP-implemented Small Grants Programme is delivering integrated results at the country level supporting local level capacities aligned with multiple Multilateral Environmental Conventions. This includes support to work for CBD National Biodiversity Strategy and Action Plan (NBSAP), UNFCCC Nationally Determined Contributions (NDCs), Nationally Appropriate Mitigation Actions (NAMA) and National Adaptation Plans of Action (NAPA), UNCCD National Action Programmes (NAP), and localization of Sustainable Development Goals, amongst many others.

METHODOLOGICAL BASIS OF COUNTRY REPORT

- Results aggregations over time are only for completed projects.
- With SGP's rolling modality, results reflect all ongoing operational phases during the indicated period. Please refer to the total projects completed on the first page for information in this regard.
- The source of reported results is the annual monitoring process, which is part of the annual monitoring requirements for each country programme. Additionally, evaluative evidence sources have also been leveraged, if available for the country programme.
- This results report benefits from extensive quality assurance. All information across all countries in the portfolio is harmonized, verified, and evidenced before being reported. Several layers of this quality assurance have been implemented in the generation of this report and there are no result duplications across years. This point is important not only for a specific unit of measurement (i.e., indicator selected) but also for results aggregation across years in a given operational phase. Reported results include both direct and indirect global-environmental and socio-economic benefits. This is due to SGP's work in two key areas:
 - SGP works towards behavioural change at individual, organizational, and community levels. Social determinants that shape human interaction with the environment play an important role, especially at the community level, as sustainability and the continuation of environmental gains often depend on them. These factors include positive shifts in knowledge, attitudes, practices, social and cultural norms, and conventions. Such interventions shape not only demand but also communication between community leaders and other influencers in promoting the adoption of environmentally friendly behaviours and practices. Often, SGP projects have ripple effects that go well beyond the direct scope of the project, emphasizing the importance of measuring indirect impact.
 - Encouraging Community Action for Environmental Change. For many years, SGP has focused on promoting and supporting local community groups to bring about broader and sustainable environmental change. This approach is a key aspect of SGP's work and recognizes the power of motivated community groups to create significant impact and drive positive transformation. Community group action refers to informal gatherings of individuals and organizations in the community who share a common belief and purpose. It involves taking practical steps over time to address environmental and socioeconomic challenges and creating positive change. This grassroots-level approach relies on the active involvement and empowerment of the community, with the initial efforts acting as a catalyst for further mobilization. By encouraging self-governance and involving those most affected by the issues, community action can extend its influence to more people in the community, underscoring the importance of measuring indirect impact.