



SGP The GEF
Small Grants
Programme



SMALL GRANTS PROGRAMME RESULTS REPORT (FY 2017-2023)

PHILIPPINES



COUNTRY REPORT CARD

FY 2017-2023

PORTFOLIO PROFILE SINCE INCEPTION			
Country Programme Name	Philippines		
Year Started	1992		
	GEF	Non-GEF	Total
Number of projects	316	9	325
Grant amount committed	11,265,116	193,752	11,458,867
Project level co-financing in cash	4,220,500	20,226	4,240,726
Project level co-financing in kind	2,399,127	36,919	2,436,046
Total co-financing *	6,870,524		
<small>Source: SGP database as of 2023</small> <small>* Total co-financing = Total project level co-financing (in cash and in kind) + Non-GEF grant amount committed</small>			

	July 2019 - June 2020	Total Value 2016 - 2023
Focal Area Distribution (by completed projects)		
Biodiversity	54	54
Total Projects Completed	54	54

Source: Reporting by Country Programme as part of Annual Monitoring Process (2016-2023)

	July 2016 - June 2017	July 2017 - June 2018	July 2018 - June 2019	July 2019 - June 2020	July 2020 - June 2021	July 2022 - June 2023	Total Value 2016 - 2023 **
** Kindly note the total values 2016-2023 have undergone comprehensive quality assurance that supports aggregation of results over time. This includes removal of duplicative data over time and/or inclusion of more results based on verification by SGP country teams.							
PROGRESS TOWARDS FOCAL AREA OBJECTIVES							
Biodiversity							
Number of biodiversity projects completed	-	-	-	54	-	-	54
Number of Protected Areas (PAs) positively influenced	-	-	-	85	-	-	85
Hectares of PAs	-	-	-	134,863	-	-	134,863
Number of Indigenous and Community Conserved Areas and Territories (ICCAs) positively influenced	-	-	-	12	-	-	12
Hectares of ICCAs	-	-	-	54,694	-	-	54,694
Number of biodiversity-based products sustainably produced	-	-	-	70	-	-	70
Number of significant species conserved	-	-	-	7	-	-	7
Number of target landscapes/seascapes under improved community conservation and sustainable use	-	-	-	39	-	-	39
Hectares of target landscapes/seascapes under improved community conservation and sustainable use	-	-	-	680,644	-	-	680,644
GRANTMAKER PLUS							
CSO-Government Dialogue							
Number of CSO-government dialogues supported	4	2	1	5	-	16	28
Number of CSO/CBO representatives involved in the dialogues	5	5	4	5	-	932	951
Gender							
Number of gender responsive completed projects	-	31	-	-	-	-	31

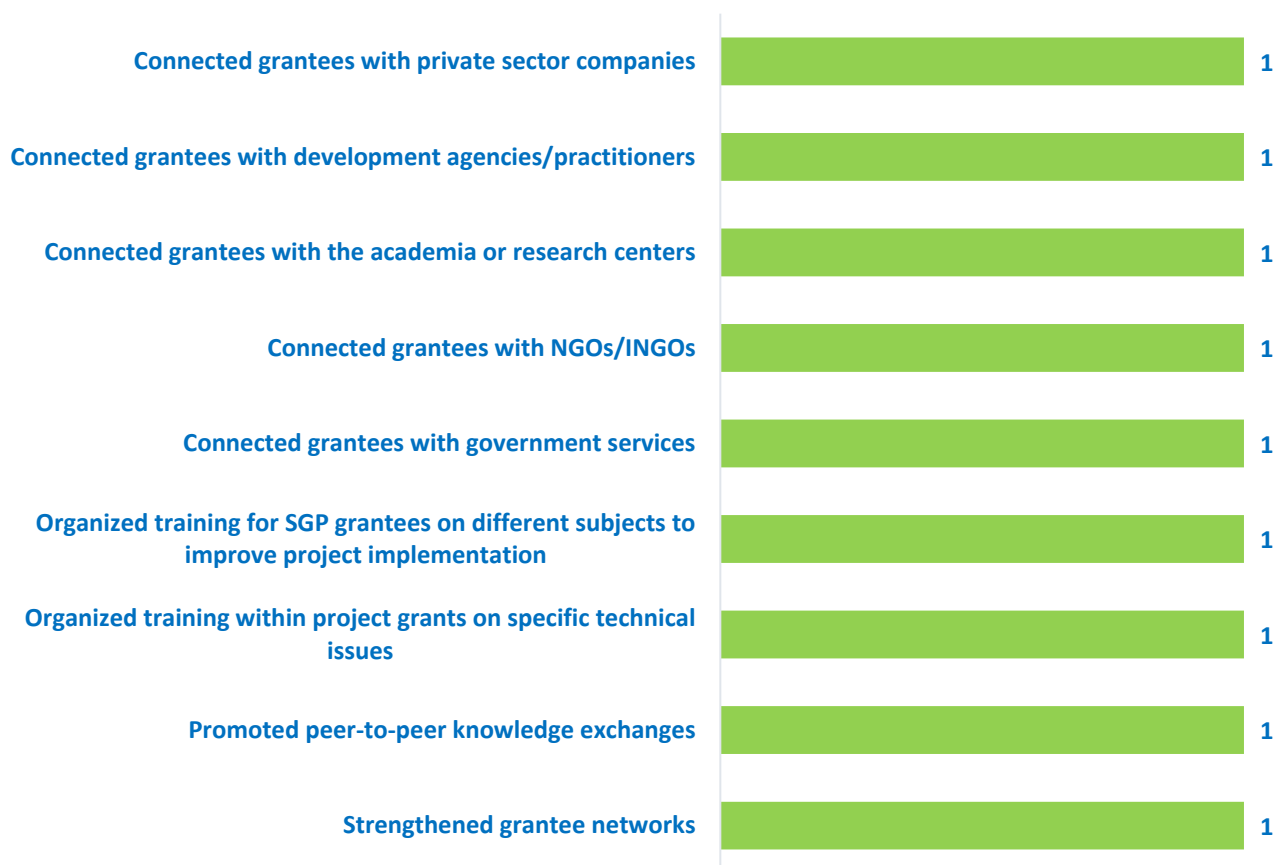
	July 2016 - June 2017	July 2017 - June 2018	July 2018 - June 2019	July 2019 - June 2020	July 2020 - June 2021	July 2022 - June 2023	Total Value 2016 - 2023 **
Number of completed projects led by women	-	-	-	1	-	-	1
Programme Management: NSC gender focal point (yes/no)	Yes	Yes	Yes	Yes	Yes	Yes	6
Indigenous Peoples							
Number of completed projects that included indigenous peoples	-	-	-	24	-	-	24
Number of indigenous leaders with improved capacities	-	10	-	77	-	-	87
Programme Management: NSC IP focal point (yes/no)	-	Yes	-	-	-	Yes	2
Ways to encourage IP projects							
Proposals accepted in local languages (yes/no)	-	Yes	-	-	Yes	-	2
Involved indigenous peoples in NSC and/or TAG (yes/no)	Yes	Yes	Yes	Yes	Yes	Yes	6
Enhanced outreach and networking with indigenous people's groups (yes/no)	-	Yes	-	-	-	Yes	2
Youth							
Number of completed projects that included youth	-	-	-	4	-	-	4
Number of youth organizations	-	-	-	5	-	-	5
Programme Management: NSC youth focal point (yes/no)	-	-	-	-	-	Yes	1
BROADER ADOPTION (Scaling up, Replication, Policy Influence, Improving Livelihoods)							
Projects replicated or scaled up	-	-	-	23	-	-	23
Projects with policy influence	-	-	-	38	-	-	38
Projects improving livelihoods of communities	-	-	-	41	-	-	41

	July 2016 - June 2017	July 2017 - June 2018	July 2018 - June 2019	July 2019 - June 2020	July 2020 - June 2021	July 2022 - June 2023	Total Value 2016 - 2023 **
PROGRAMME EFFECTIVENESS							
Peer-to-peer exchanges conducted	-	4	-	1	-	-	5
Community-level trainings conducted	-	-	-	376	-	-	376
Number of projects monitored through field visits	16	6	3	-	-	-	25
PROGRAMME MANAGEMENT							
National Steering Committee							
Number of NSC meetings occurred during the reporting period	4	2	1	3	-	1	11
Average number of NSC members that participated in each NSC meeting	10	11	9	13	-	8	10

GRAPHICAL REPRESENTATION OF KEY RESULTS

Interpreting the Green Bars in Graphs: The presence of green bars indicates the number of years that the country programme has achieved specific results. If a green bar is absent, it signifies that while the associated result is not observed in the country programme, it is still evident in the overall aggregated SGP portfolio.

Number of Years Country Programme Deployed Capacity Development Strategies (Over 7-year reporting period from 2017-2023)



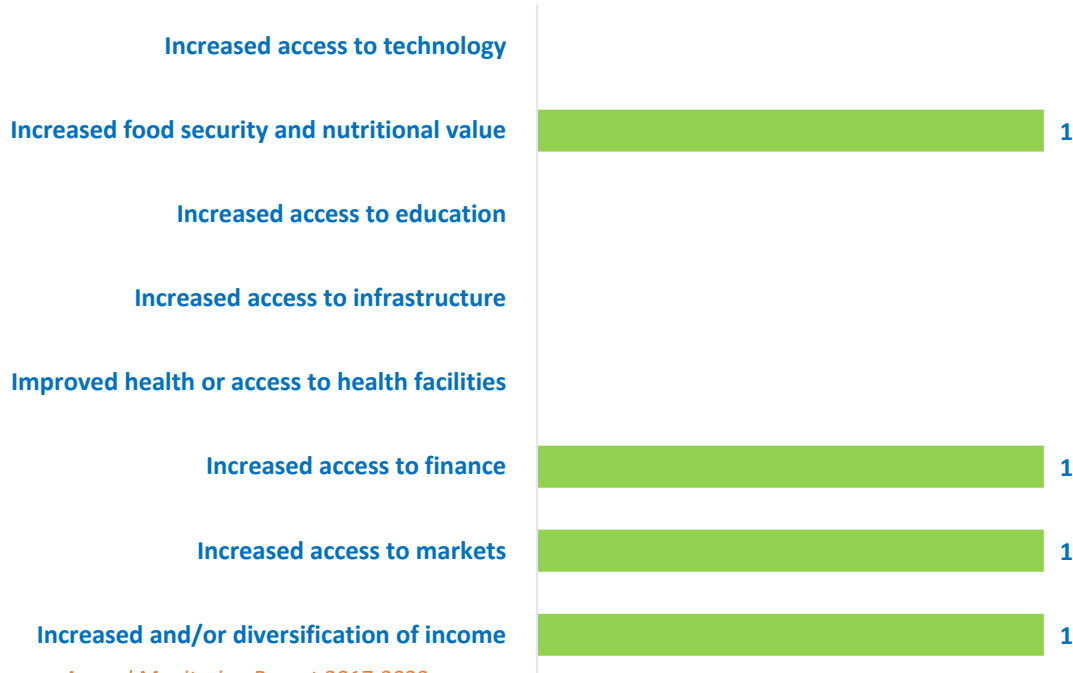
Source: Annual Monitoring Report 2017-2023

**Number of Years Country Programme Deployed Gender Mainsreaming Strategies
(Over 7-year reporting period from 2017-2023)**



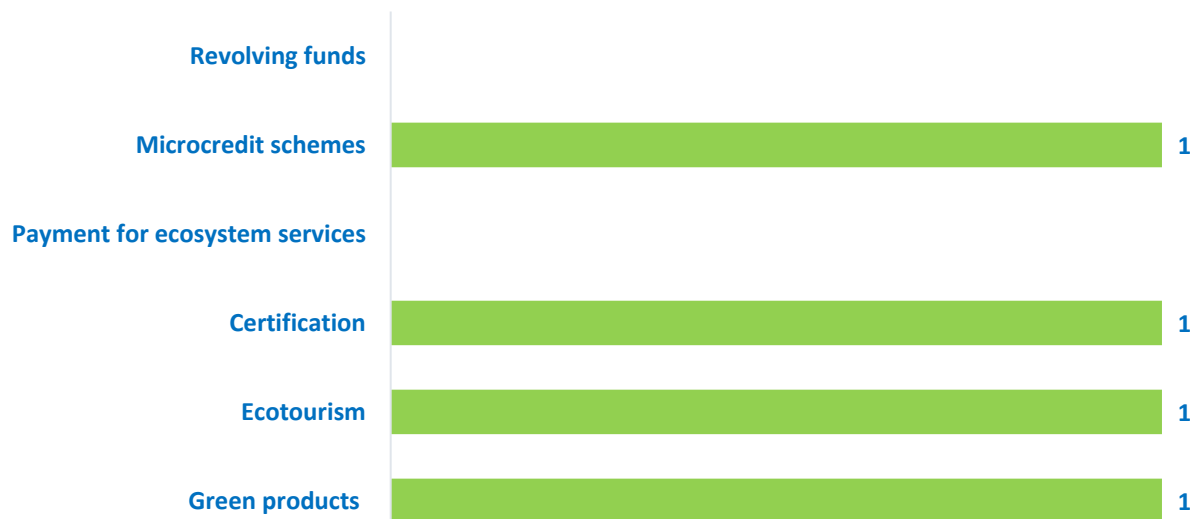
Source: Annual Monitoring Report 2017-2023

**Number of Years Country Programme Deployed Strategies to Improve Community Livelihoods and Quality of Life
(Over 7-year reporting period from 2017-2023)**



Source: Annual Monitoring Report 2017-2023

**Number of Years Country Programme Deployed Market-based and Financial Mechanisms to Improve Community Livelihoods
(Over 7-year reporting period from 2017-2023)**



Source: Annual Monitoring Report 2017-2023

**Number of Years Country Programme Addressed Sustainable Development Goals
(Over 7-year reporting period from 2017-2023)**



Source: Annual Monitoring Report 2017-2023

EXAMPLES OF PROJECT RESULTS

Biodiversity

In the Philippines, the Fifth Operational Cycle of the Small Grants Programme that is covered by this Country Results Report, has facilitated biodiversity conservation results that are aimed at achieving sustainability and replication of good practices and innovative community-based solutions. In fact, a total of 134,863 hectares of 85 community protected areas were established or enhanced with management instruments and structures put in place. These exhibited 16 potential models of community solutions to biodiversity conservation. Improved management effectiveness of 12 community managed protected areas was also facilitated that led to an average increase of 47.28% in the Management Effectiveness Tracking Tool (METT) dimensions. Significant portions production landscapes and/or seascapes of Key Biodiversity Areas on the country, including the Samar Island, Palawan and Sierra Madre Mountain Range, have been put under community management or co-management arrangements that integrate biodiversity conservation objectives. Forty-one grantees partnered with 141 People's Organizations implemented projects that produced and marketed alternative biodiversity friendly agriculture, fisheries and forestry products, directly and indirectly benefitting 17,217 individuals of which 9,580 or 55.64% are men, and 7,637 or 44.4% are women.⁷ Most of these projects were: agroforestry, handicraft/ rattan, seaweeds farming, cashew, abaca farming and processing to abaca fiber, growing of organic rice and vegetables, rice-duck/eggs, crab fattening, coffee, cacao production and processing, roselle production and processing, wild fruit processing, swine and poultry raising, ecotourism, commercial nursery of indigenous tree and mangrove species, gathering and trading and honey, harvesting of almaciga resin, and coco sugar production and trading. *(Source: Provided by country programme)*

CSO-Government Dialogue

The CPMU, together with the Biodiversity Management Bureau (BMB) of the Department of Environment and Natural Resources (DENR) and the United Nations Development Programme (UNDP), organized The Small Grants Programme National Conference with the theme “Realizing Stronger Community-based Biodiversity Conservation.” on 24-27 July 2018 to a) draw lessons and insights from the SGP 5 operations and identify major resource management challenges and how were these addressed; b). showcase various management models that are inclusive, replicable, participatory, easily mainstreamed or institutionalized, have positive impacts to biodiversity and community well-being; c) share and exchange ideas on the social and environmental impacts of biodiversity friendly agriculture and biodiversity friendly enterprises, including their impact on women and vulnerable groups; and d) explore the appropriateness and effectivity of various approaches and technologies to biodiversity conservation and protection. The core focus on communities was grounded on the critical role they serve in biodiversity extraction and conservation. The conference also served as a platform to share experiences and approaches on how to better engage communities by highlighting the social and economic benefits of environmental protection.

The National Conference embodied the active CSO-Government relationship fostered in SGP5 through the design plenary and concurrent sessions wherein most, if not all, of the speakers, panel members and moderators came from CSOs and Government agencies. More than 250 representatives from national government agencies and local government units, non-government organizations, national and international development agencies, media, academia, the business sector, and peoples’ and indigenous peoples’ movements participated during the National Conference. *(Source: Provided by country programme)*

South-South Exchange

In April 2022, SGP Indonesia and **the Philippines** shared their ICCA knowledge management stories under the topic “Economic Adaptation and Mitigation Strategies of Indigenous Peoples in the Philippines Responding COVID-19”. A total of 46 people participated. The exchange was funded by the Working Group ICCA in Indonesia. With its support, SGP Indonesia and GSI initiated the workshop of exchanging knowledge between grantee partners and communities in other countries, the Philippines (Bukluran Community), and members of the ICCA Consortium SEA. As results of the exchange, the participants gained knowledge about the

resilience of indigenous peoples and local communities in dealing with the development of the COVID-19 pandemic and learned about the initiatives that have been and would be implemented by partners. The network between partners and the ICCA network has been strengthened. **(Source: Annual Monitoring Report, 2021-2022)**

METHODOLOGICAL BASIS OF COUNTRY REPORT

- Results aggregations over time are only for completed projects.
- With SGP's rolling modality, results reflect all ongoing operational phases during the indicated period. Please refer to the total projects completed on the first page for information in this regard.
- The source of reported results is the annual monitoring process, which is part of the annual monitoring requirements for each country programme. Additionally, evaluative evidence sources have also been leveraged, if available for the country programme.
- This results report benefits from extensive quality assurance. All information across all countries in the portfolio is harmonized, verified, and evidenced before being reported. Several layers of this quality assurance have been implemented in the generation of this report and there are no result duplications across years. This point is important not only for a specific unit of measurement (i.e., indicator selected) but also for results aggregation across years in a given operational phase. Reported results include both direct and indirect global-environmental and socio-economic benefits. This is due to SGP's work in two key areas:
 - SGP works towards behavioural change at individual, organizational, and community levels. Social determinants that shape human interaction with the environment play an important role, especially at the community level, as sustainability and the continuation of environmental gains often depend on them. These factors include positive shifts in knowledge, attitudes, practices, social and cultural norms, and conventions. Such interventions shape not only demand but also communication between community leaders and other influencers in promoting the adoption of environmentally friendly behaviours and practices. Often, SGP projects have ripple effects that go well beyond the direct scope of the project, emphasizing the importance of measuring indirect impact.
 - Encouraging Community Action for Environmental Change. For many years, SGP has focused on promoting and supporting local community groups to bring about broader and sustainable environmental change. This approach is a key aspect of SGP's work and recognizes the power of motivated community groups to create significant impact and drive positive transformation. Community group action refers to informal gatherings of individuals and organizations in the community who share a common belief and purpose. It involves taking practical steps over time to address environmental and socioeconomic challenges and creating positive change. This grassroots-level approach relies on the active involvement and empowerment of the community, with the initial efforts acting as a catalyst for further mobilization. By encouraging self-governance and involving those most affected by the issues, community action can extend its influence to more people in the community, underscoring the importance of measuring indirect impact.