



SGP The GEF
Small Grants
Programme



SMALL GRANTS PROGRAMME RESULTS REPORT (FY 2017-2023)

KAZAKHSTAN



COUNTRY REPORT CARD

FY 2017-2023

PORTFOLIO PROFILE SINCE INCEPTION			
Country Programme Name	Kazakhstan		
Year Started	1997		
	GEF	Non-GEF	Total
Number of projects	353	26	379
Grant amount committed	7,654,772	522,890	8,177,662
Project level co-financing in cash	4,343,698	772,463	5,116,161
Project level co-financing in kind	4,202,490	496,453	4,698,943
Total co-financing *	10,337,994		
Source: SGP database as of 2023			
* Total co-financing = Total project level co-financing (in cash and in kind) + non-GEF grant amount committed			

	July 2016 - June 2017	July 2017 - June 2018	July 2020 - June 2021	Total Value 2016 - 2023
Focal Area Distribution (by completed projects)				
Biodiversity	3	-	5	8
Climate Change	2	-	11	13
Land Degradation	3	1	12	16
Capacity Development	1	-	1	2
International Waters	2	-	-	2
Chemicals and Waste	1	-	1	2
Total Projects Completed	12	1	30	43

Source: Reporting by Country Programme as part of Annual Monitoring Process (2016-2023)

	July 2016 - June 2017	July 2017 - June 2018	July 2018 - June 2019	July 2019 - June 2020	July 2020 - June 2021	July 2022 - June 2023	Total Value 2016 - 2023 **
** Kindly note the total values 2016-2023 have undergone comprehensive quality assurance that supports aggregation of results over time. This includes removal of duplicative data over time and/or inclusion of more results based on verification by SGP country teams.							
PROGRESS TOWARDS FOCAL AREA OBJECTIVES							
Biodiversity							
Number of biodiversity projects completed	3	-	-	-	5	-	8
Number of Protected Areas (PAs) positively influenced	8	-	-	-	32	-	40
Hectares of PAs	707,000	-	-	-	2,841,038	-	3,548,038
Number of biodiversity-based products sustainably produced	-	-	-	-	4	-	4
Number of significant species conserved	20	-	-	-	90	-	110
Number of target landscapes/seascapes under improved community conservation and sustainable use	-	-	-	-	4	-	4
Hectares of target landscapes/seascapes under improved community conservation and sustainable use	-	-	-	-	2,925,105	-	2,925,105
Climate Change							
Number of climate change projects completed	2	-	-	-	11	-	13
Did the country programme address community-level barriers to deployment of low-GHG technologies? (yes/no)	Yes	-	-	-	Yes	-	2
Number of typologies of community-oriented, locally adapted energy access solutions with successful demonstrations or scaling up and replication	-	-	-	-	12	-	12
Number of households achieving energy access co-benefits (ecosystem effects, income, health and others)	10	-	-	-	75	-	85

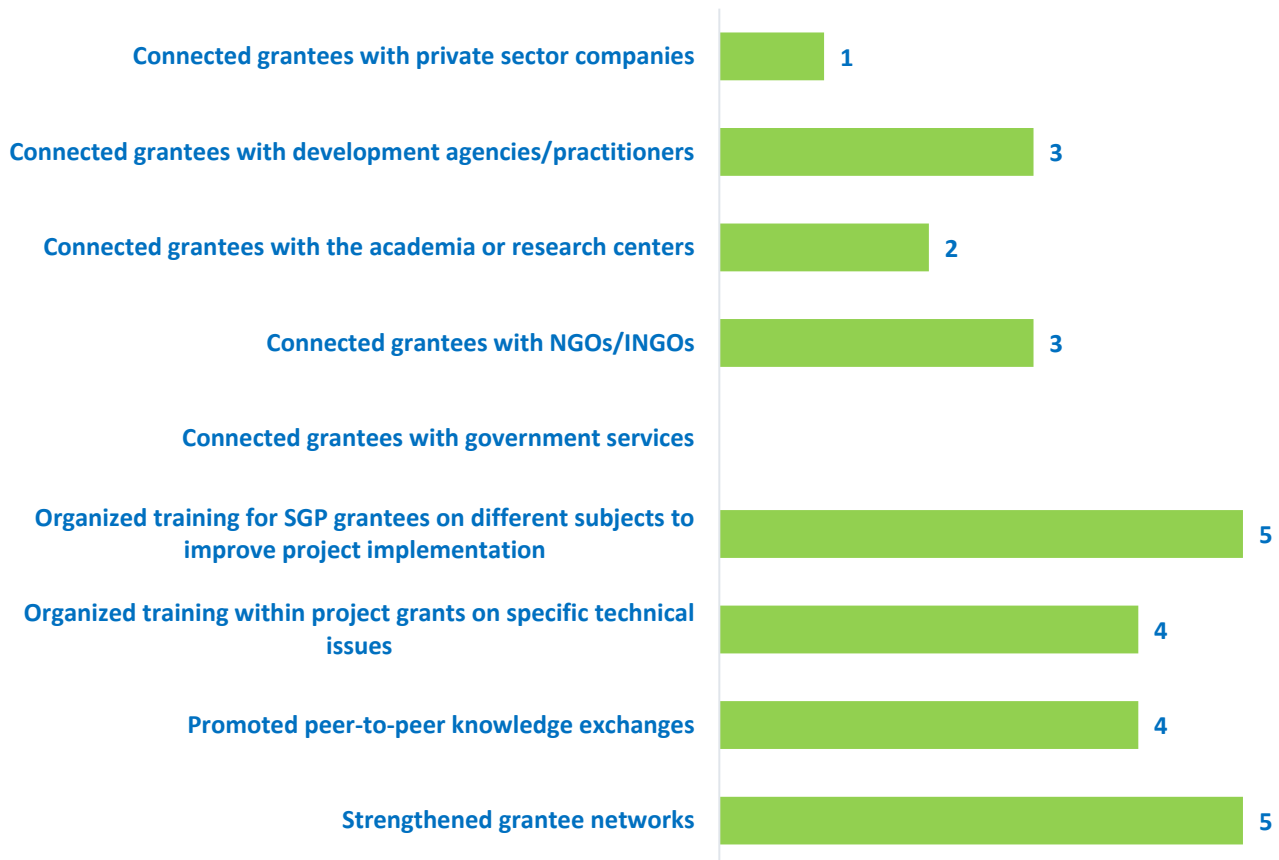
	July 2016 - June 2017	July 2017 - June 2018	July 2018 - June 2019	July 2019 - June 2020	July 2020 - June 2021	July 2022 - June 2023	Total Value 2016 - 2023 **
Breakdown of projects							
Low carbon technology and renewable energy projects	1	-	-	-	8	-	9
Energy efficiency solutions projects	1	-	-	-	4	-	5
Land Degradation							
Number of land degradation projects completed	3	1	-	-	12	-	16
Number of community members with improved actions and practices that reduce negative impacts on land uses	220	92	-	-	5,000	-	5,312
Number of community members demonstrating sustainable land and forest management practices	220	92	-	-	3,200	-	3,512
Hectares of land brought under improved management practices	550	160	-	-	39,324	-	40,034
Number of farmer leaders involved in successful demonstrations of agro-ecological practices	12	-	-	-	230	-	242
Number of farmer organizations, groups or networks disseminating climate-smart agroecological practices	-	-	-	-	23	-	23
Sustainable Forest Management							
Hectares restored through improved forest management practices	50	-	-	-	-	-	50
International Waters							
Number of international waters projects completed	2	-	-	-	-	-	2
Hectares of river and lake basins converted	21	-	-	-	-	-	21
Chemicals and Waste							
Number of chemicals and waste projects completed	1	-	-	-	1	-	2
Pesticides properly disposed (kg)	14,000	-	-	-	-	-	14,000
Solid Waste avoided from open burning (kg)	-	-	-	-	26,280	-	26,280

	July 2016 - June 2017	July 2017 - June 2018	July 2018 - June 2019	July 2019 - June 2020	July 2020 - June 2021	July 2022 - June 2023	Total Value 2016 - 2023 **
Youth							
Number of completed projects that included youth	2	-	-	-	15	-	17
Number of youth organizations	1	-	-	-	13	-	14
Programme Management: NSC youth focal point (yes/no)	Yes	Yes	Yes	Yes	Yes	-	5
Persons with Disability							
Number of disabled persons organizations	-	-	-	-	5	-	5
BROADER ADOPTION (Scaling up, Replication, Policy Influence, Improving Livelihoods)							
Projects replicated or scaled up	-	-	-	-	4	-	4
Projects with policy influence	1	-	-	-	4	-	5
Projects improving livelihoods of communities	11	1	-	-	24	-	36
PROGRAMME EFFECTIVENESS							
Peer-to-peer exchanges conducted	-	-	-	-	8	-	8
Community-level trainings conducted	20	-	-	-	10	-	30
Number of projects monitored through field visits	20	7	14	27	5	-	73
PROGRAMME MANAGEMENT							
National Steering Committee							
Number of NSC meetings occurred during the reporting period	1	2	6	4	1	-	14
Average number of NSC members that participated in each NSC meeting	8	7	8	7	7	-	7

GRAPHICAL REPRESENTATION OF KEY RESULTS

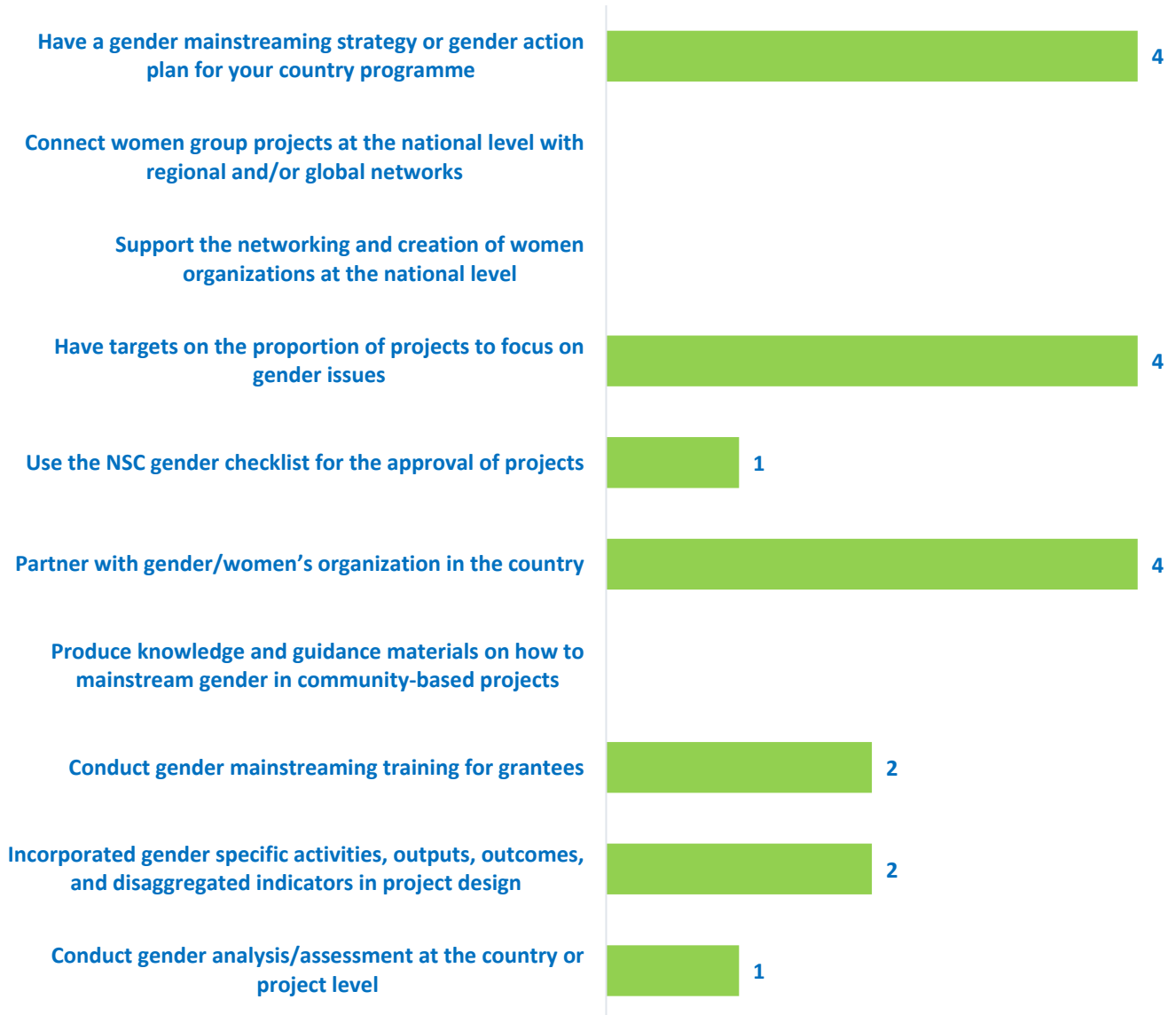
Interpreting the Green Bars in Graphs: The presence of green bars indicates the number of years that the country programme has achieved specific results. If a green bar is absent, it signifies that while the associated result is not observed in the country programme, it is still evident in the overall aggregated SGP portfolio.

Number of Years Country Programme Deployed Capacity Development Strategies (Over 7-year reporting period from 2017-2023)



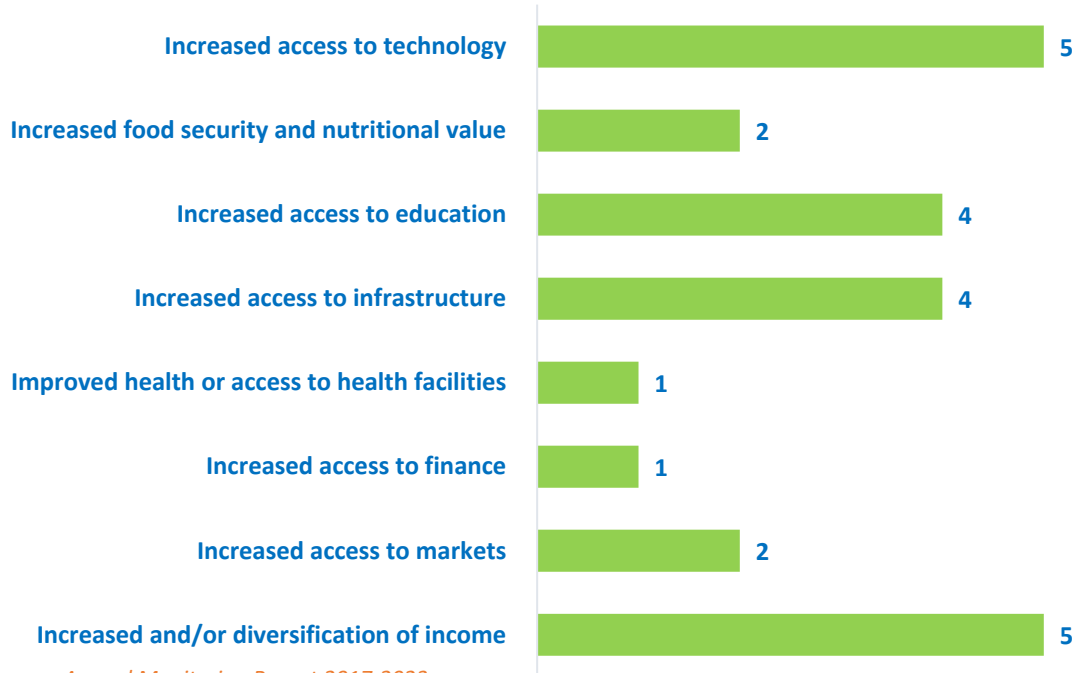
Source: Annual Monitoring Report 2017-2023

**Number of Years Country Programme Deployed Gender Mainsreaming Strategies
(Over 7-year reporting period from 2017-2023)**



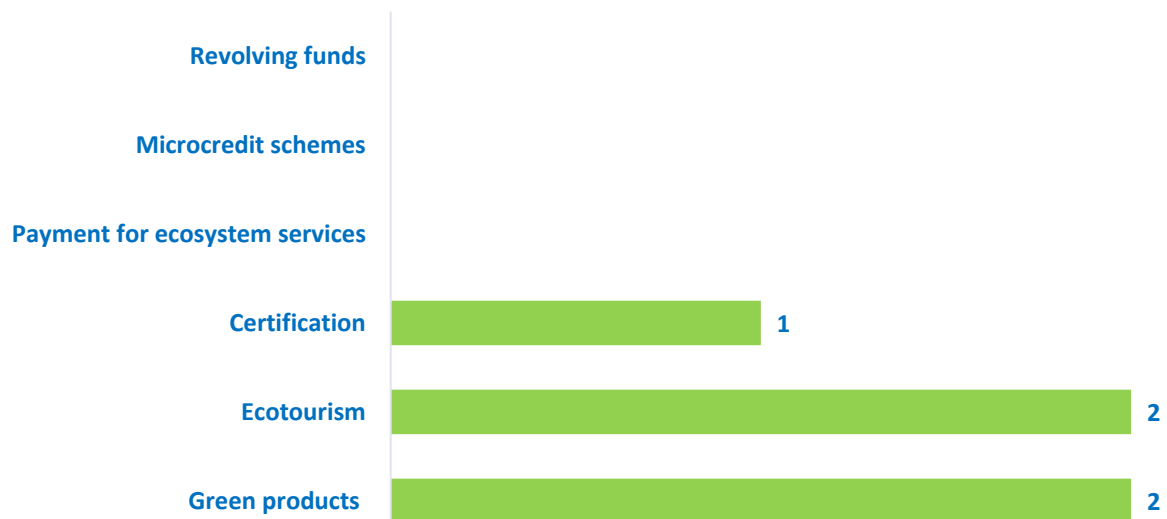
Source: Annual Monitoring Report 2017-2023

**Number of Years Country Programme Deployed Strategies to Improve Community Livelihoods and Quality of Life
(Over 7-year reporting period from 2017-2023)**



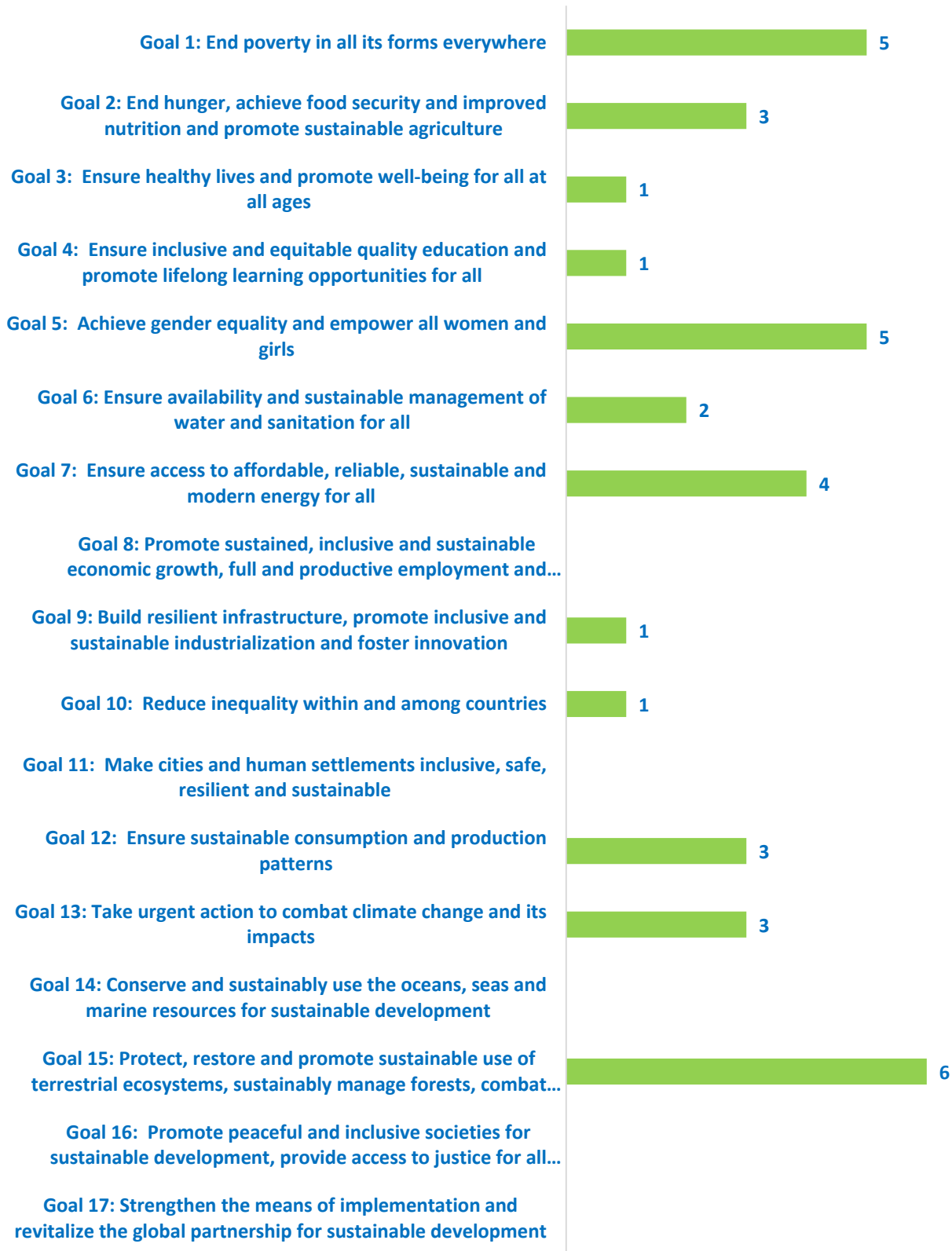
Source: Annual Monitoring Report 2017-2023

**Number of Years Country Programme Deployed Market-based and Financial Mechanisms to Improve Community Livelihoods
(Over 7-year reporting period from 2017-2023)**



Source: Annual Monitoring Report 2017-2023

**Number of Years Country Programme Addressed Sustainable Development Goals
(Over 7-year reporting period from 2017-2023)**



EXAMPLES OF PROJECT RESULTS

Sustainable Land Management

In **Kazakhstan**, the SGP project focused on different approaches to decrease land degradation, and at the same time promote social adaptation of returnees, known as *oralmans*, who return to motherland from other countries. To restore the degraded territories, alfalfa was planted on 150 hectares of land, which was used as livestock feed for the local population and resulted in natural soil restoration. Additionally, a water- saving technology (drip irrigation) was installed in the households of the local community members (*oralmans*), a secondary school and a kindergarten in *Shygys* settlement. The installation made it possible to save water for irrigation by 80% and reduce the cost of water as drinking water was previously used for irrigation. Thus, local community members got opportunities to grow fresh vegetables. Not only did the installation of the drip irrigation promote the development of vegetables growing, but also demonstrated a good approach for returnees to socially adapt after returning to motherland. In accordance with the decisions of local community members, the drip irrigation systems were installed in the households of 20 low-income families. Other members of the community also had a chance to learn about how the approach worked and participate in seminars and trainings, which benefited 92 members including 37 women. **(Source: Annual Monitoring Report, 2017-2018)**

Chemical and Waste Management

In **Kazakhstan**, SGP supported a project to decrease the use of synthetic chemicals in agriculture by introducing organic practices in agriculture. The project provided technical assistance to farmers to introduce organic fertilizers as an alternative to chemical synthetic fertilizers in eight farms with a total area of 14,050 hectares of lands. This saves 2,180 tons of synthetic fertilizer and 14 tons of pesticides used every year. With organic fertilizers, flax crop yields on these farms increased by 22.8 percent, sunflower yields by 11.5 percent, wheat by 11.2 percent and lentil crops by 21.6 percent. Work has also been carried out to increase the level of awareness about organic production with the project raising public awareness among 10,000 people on organic alternatives. The project's strategy of conducting field visits and demonstrating project results has contributed to increasing the adoption of organic agriculture. As a way to replicate the project's results, representatives from 50 farms in five provinces have received consultations and practical advice on organic farming and how to reduce the use of chemicals through organic agriculture. **(Source: Annual Monitoring Report, 2016-2017)**

With the support of SGP **Kazakhstan**, the *Origins of Good Public Association* completed a project introducing a system of separate collection of household waste for eight apartment buildings, with the subsequent sale of the recycled solid waste as secondary raw materials for processing. Containers for separate waste collection were installed at four demo sites. The transfer of solid waste into secondary raw materials has prevented 26,280 kg of solid waste from entering dumps and 26 tons of CO₂ emissions. An Energy Saving Fund scheme was developed for using the income received from the sale of secondary raw materials to renovate the apartment buildings, including measures to reduce energy consumption and improve energy efficiency. 123 households received energy-efficient equipment (LED lights and cables) bought via the fund. Incandescent and mercury-containing lightings at the building entrances were replaced with modern LED ones with motion sensors to reduce energy consumption. 1,453 people (including 600 women and 350 children) directly benefited from the project. Information about the project activities has been widely disseminated in social and mass media. The project approach is in the process of replication in Uralsk, Kazakhstan and Shardar, Tajikistan. Also, the project contractor is developing a site for primary plastic pressing and planning to promote further collection and transportation of the collected plastic to the processing company. **(Source: Annual Monitoring Report, 2020-2021)**

Capacity Development

In **Kazakhstan**, SGP supported the *Zubr Social Corporate Foundation* to build capacities of SGP grantees addressing learning from earlier operational phases to improve synergies and lessons-learning amongst its cohort of grantees. The capacity building project conducted workshops, trainings, and exchange visits, using the methods of participatory analysis, reflection, and application – and had an emphasis on project management, communication with stakeholders, project risk

management, and financial management. Seven exchange visits were organized amongst grantees, which promoted wider dissemination of successful project results and supported their potential replication beyond initial landscape. Online course on project development was also developed and can now be used by potential grantees for developing good quality project proposals. As results, the project has benefitted 45 organizations and 433 people (including 285 women), and strengthened grantee project management capacities addressing gender issues, community involvement in the decision-making processes and overall cooperation with local authorities. **(Source: Annual Monitoring Report, 2020-2021)**

Social Inclusion – Youth

In **Kazakhstan**, the “green office” demonstration combining solar power with energy efficient measures was established in the youth complex, helping to avoid 16.2 tons of Carbon Dioxide emissions per year and generate USD 1,200 in annual savings. The green office provides information on energy efficient technologies, and information campaigns were conducted through social media, press, youth and NGO events. As a result, over 30,000 people, including those in state and educational institutions, were informed about the potential of renewable energy efficiency, installation of energy-saving equipment and associated economic benefits. **(Source: Annual Monitoring Report, 2016-2017)**

METHODOLOGICAL BASIS OF COUNTRY REPORT

- Results aggregations over time are only for completed projects.
- With SGP's rolling modality, results reflect all ongoing operational phases during the indicated period. Please refer to the total projects completed on the first page for information in this regard.
- The source of reported results is the annual monitoring process, which is part of the annual monitoring requirements for each country programme. Additionally, evaluative evidence sources have also been leveraged, if available for the country programme.
- This results report benefits from extensive quality assurance. All information across all countries in the portfolio is harmonized, verified, and evidenced before being reported. Several layers of this quality assurance have been implemented in the generation of this report and there are no result duplications across years. This point is important not only for a specific unit of measurement (i.e., indicator selected) but also for results aggregation across years in a given operational phase. Reported results include both direct and indirect global-environmental and socio-economic benefits. This is due to SGP's work in two key areas:
 - SGP works towards behavioural change at individual, organizational, and community levels. Social determinants that shape human interaction with the environment play an important role, especially at the community level, as sustainability and the continuation of environmental gains often depend on them. These factors include positive shifts in knowledge, attitudes, practices, social and cultural norms, and conventions. Such interventions shape not only demand but also communication between community leaders and other influencers in promoting the adoption of environmentally friendly behaviours and practices. Often, SGP projects have ripple effects that go well beyond the direct scope of the project, emphasizing the importance of measuring indirect impact.
 - Encouraging Community Action for Environmental Change. For many years, SGP has focused on promoting and supporting local community groups to bring about broader and sustainable environmental change. This approach is a key aspect of SGP's work and recognizes the power of motivated community groups to create significant impact and drive positive transformation. Community group action refers to informal gatherings of individuals and organizations in the community who share a common belief and purpose. It involves taking practical steps over time to address environmental and socioeconomic challenges and creating positive change. This grassroots-level approach relies on the active involvement and empowerment of the community, with the initial efforts acting as a catalyst for further mobilization. By encouraging self-governance and involving those most affected by the issues, community action can extend its influence to more people in the community, underscoring the importance of measuring indirect impact.